

TRANSPORTATION IMPROVEMENT PROGRAM
TANGIPAHOA PARISH URBANIZED AREA
Fiscal Years 2019-2022



May 8, 2018

Regional Planning Commission

Jefferson, Orleans, Plaquemines, St. Bernard, St. Charles, St. John the Baptist, St. Tammany, & Tangipahoa Parishes

10 Veterans Memorial Boulevard
New Orleans, LA 70124

504-483-8500
rpc@norpc.org
www.norpc.org

Date of Adoption: May 8, 2018

Table of Contents

- Introduction 1
- The Tangipahoa Urbanized Area..... 3
- TIP Development Process 4
- Screening and Prioritization of Projects 8
- Technical Advisory Committee 18
- Joint Certification of the Metropolitan Planning Process..... 22
- Glossary..... 23
- Projects 25
 - Previous Fiscal Years 26
 - Current Fiscal Year 29
 - FY 19-22 TIP 31
 - DOTD Annual Line Items 55
 - Tier II Projects 92

INTRODUCTION

The Transportation Improvement Program (TIP) is adopted every four years by the Regional Planning Commission (RPC). This document is prepared cooperatively by the RPC, acting in its legal capacity pursuant to 23 CFR 450 as the Metropolitan Planning Organization for St. Tammany Parish, and the Louisiana Department of Transportation and Development and affected transit operators.

The Transportation Improvement Program consists of a priority list of projects (both highway and transit) which are being advanced toward construction over the four year period FFY-19 to FFY-22. Projects found in the TIP have evolved through the transportation planning process and are contained in the region’s long-range Metropolitan Transportation Plan.

Both the local TIP and State TIP are identical documents containing a common set of projects proposed for federal funding. The TIP and STIP are products of a consensus building process carried out jointly by the RPC and the Louisiana Department of Transportation and Development (DOTD). Both the TIP and STIP are on a four-year update cycle. However, the TIP is reviewed annually by the RPC and selected revisions are permitted, following formal amendment procedures. The TIP may be viewed on RPC’s web-site at www.norpc.org.

Projects contained in the TIP are derived from Tier I of the Metropolitan Transportation Plan (MTP). Candidate projects for MTP and TIP consideration come from various sources, including RPC’s public outreach initiative, input from business, civic, and community organizations, state and local governmental entities, and other transportation stakeholders. Projects are first screened by RPC for technical merit and consistency with the region’s adopted transportation goals and the ten planning factors which guide the development and implementation of the nation’s transportation bill, the FAST Act of 2015. Following this initial screening process, potential projects are accepted into the MTP for further evaluation and refinement. During the planning phase, projects undergo a series of rigorous technical analyses to determine overall feasibility, environmental consequences, project costs, and potential funding sources before being advanced into final design, project letting, and construction implementation.

Five key priorities guide the development of this region’s MTP and TIP: 1) Safety; 2) Preservation of the existing transportation system; 3) Livable Communities where transportation is coordinated with land use, housing, and environmental policies to foster the use of alternative transportation modes to encourage place-based communities; 4) Economic Competitiveness where transportation investments are used to enhance the nation’s and region’s overall economic position; and 5) Environmental Sustainability to reduce transportation-related energy consumption and pollution, promote sustainable transportation modes, and enhance quality of life.

Projects identified in the TIP are part of the approved Metropolitan Transportation Plan referenced in Title I and Title III of the FAST Act. The TIP represents the best effort of this region to implement the provisions of the FAST Act, and its successor legislation, and toward full compliance with provisions thereof.

Citizens, affected public agencies, private transportation providers, and other interested parties are invited to review and comment on the document. The draft edition of the TIP was submitted for review by the Planning Commission and Transportation Policy Committee on _____ and following the public comment period will be adopted.

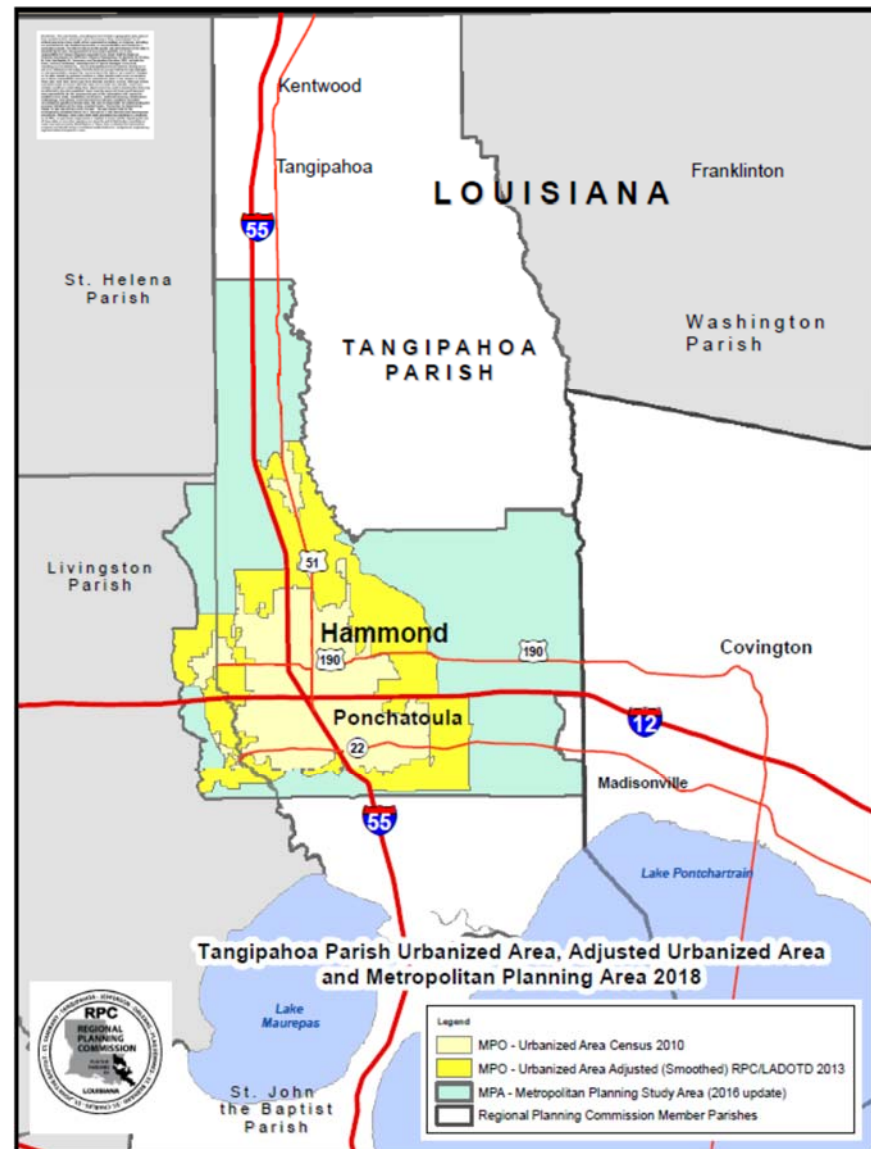
Comments and questions should be directed to the attention of:

Mr. Jason Sappington
Principal Planner
Regional Planning Commission
10 Veterans Memorial Boulevard
New Orleans, LA 70124-1162

phone: 504-483-8500
fax: 504-483-8526
email: <http://www.norpc.org>

THE TANGIPAHOA PARISH URBANIZED AREA

The Tangipahoa Parish Urbanized Area, centered on the cities of Hammond and Ponchatoula, encompasses multiple municipalities and unincorporated areas in the southern half of the parish. In 2016 the total estimated population for this area was just under 100,000. The map below shows the Urbanized Area as well as the Metropolitan Planning Area (MPA) – the portion of the region expected to become urbanized over the next 20 years and which the RPC must consider in its transportation planning process.



TIP DEVELOPMENT PROCESS

FINANCIAL CONSTRAINT

The projects contained in the Transportation Improvement Program (TIP) FFY19-FFY22 are derived from the region's overall 30 year Metropolitan Transportation Plan. Both the TIP and Plan have been financially constrained (based on past funding history) to reflect realistic and available levels of project funding.

Projects shown in the TIP for advancement were fully discussed with the RPC Technical Advisory Committee members and DOTD prior to placement in the TIP. An average estimated amount of both federal and non-federal financial resources was derived and used as a benchmark in the prioritization process. Only projects which were mutually agreed upon with DOTD as to overall merit and funding availability were selected for TIP and State TIP inclusion.

Projects identified for National Highway Performance Program (NHPP) funding are part of DOTD's Priority Program and have been approved by the RPC, acting in its capacity as the Metropolitan Planning Organization (MPO), for Tangipahoa Parish. The NHPP funds shown in the TIP are primarily directed toward the elimination of traffic congestion, particularly on interstates and other major federal and state routes. Projects shown for Surface Transportation Program funding (STP<200K) for urbanized areas less than 200,000 in population are also financially constrained, reflecting the annual attributable amount plus 20% local (non-federal) match. The region has a positive balance of attributable funds that may be utilized on occasion to cover an increase in project costs due to environmental, construction or right-of-way needs.

On the transit side, the majority of federal project funding is based on Section 5307 small urbanized area formula funds which are listed annually in the *Federal Register*. Under the FAST Act and its preceding legislation MAP-21, Section 5307 funding has averaged about \$750,000-800,000 annually for the Tangipahoa urbanized area. These funds are programmed based on current or pending Congressional authorizations. Matching funds for transit projects come from parish or other local revenue sources.

In summary, the projects contained in the TIP reflect a single agreed upon program of projects developed jointly with the local stakeholders and the State Department of Transportation and Development. The RPC is committed to crafting a surface transportation program which serves the needs of our citizens, their communities, and our nation.

SAFETY

Improving safety remains an important goal of the Regional Planning Commission. Features that promote safety for all road users are incorporated into nearly all RPC projects, including basic lighting and signage installation, improved pedestrian and bicycle facilities,

intersection geometry and traffic calming, and public outreach. Crash data analysis and public safety stakeholder outreach are key components of the project selection process.

LIVABLE COMMUNITIES

Fostering livable communities through the integration of land use and multi-modal transportation planning, and coordination of transportation with other infrastructure and community assets, is a goal of the RPC. Emphasis is placed on providing people with transportation choices for how they connect to jobs, services, and affordable neighborhoods. Transportation designs are not disruptive to the communities in our region, but rather seek to enhance those qualities that make them unique.

SYSTEM PRESERVATION

The RPC has a commitment to maintaining the region’s highway system in a state of good repair through programmatic implementation of street overlays and rehabilitations. The urban street grid has improved dramatically in recent years, mostly as a result of a coordinated planning effort among RPC, DOTD, FHWA, local Departments of Public Works, and public and private sector utilities. RPC and its partners are also emphasizing the replacement and upgrading of the region’s traffic signal system, a local commitment to improved inventory of roadway surface conditions, and a state of good repair among the regions’ transit vehicles and facilities.

ECONOMIC COMPETITIVENESS

RPC is committed to fostering a planning and decision-making process that supports transportation investments that will produce economic benefits for our citizens and businesses and provide a foundation for long-term economic growth. RPC’s freight initiatives are focused on the efficient movement of goods in, out, and through the region’s multimodal transportation network. RPC is also working jointly with the RTA and other local public transit providers to provide better access to employment, particularly for low income residents. RPC is also working with local governments and employers to identify and improve access to via all transportation networks to the region’s employment clusters.

ENVIRONMENTAL SUSTAINABILITY

RPC is pro-actively involved in developing transportation policies and strategies to reduce greenhouse gas emissions from transportation related sources. RPC is working with transportation and environmental organizations to reduce carbon emissions and consumption of fossil fuels. Tangipahoa Parish is in compliance with the National Ambient Air Quality Standards (NAAQS) for all criteria pollutants. If the area is classified as being in non-attainment of these standards, TIP project priorities and funding may be shifted to bring the region into compliance.

CONGESTION MANAGEMENT

RPC's on-going Congestion Management Process (CMP) is being used to identify and prioritize congested corridors and strategies to address them throughout the region. Rather than a single, static plan, the CMP is intended to be a continual process through which quantitative data and stakeholder input are used to evaluate and address congestion and thereby help inform the overall project selection process. RPC has implemented the provisions of the process pursuant to 23 CFR 450.322, and subchapters therein. The CMP accomplishes this through 4 central tasks: (1) Defining and Measuring Congestion, (2) Identifying Potential Congestion Mitigation Strategies, (3) Selecting Preferred Strategies, and (4) Evaluating Strategy Performance. Since measured congestion is the primary criteria for evaluating strategy success, Task 4 informs Task 1, thereby creating an iterative, evolving process.

NON-MOTORIZED TRANSPORTATION

The Regional Planning Commission is committed to creating a complete and multi-modal transportation network that encourages and safely accommodates all modes of transportation, including bicyclists and pedestrians. RPC provides for the appropriate accommodation of bicycle and pedestrian facilities in all new construction, reconstruction, resurfacing and capacity increase projects, within the policy guidelines of the Louisiana Department of Transportation and Development, the Federal Highway Administration, and local jurisdictions.

RPC is proactively engaged in the ongoing development and implementation of education, enforcement and encouragement programs to promote and improve safety for non-motorized transportation. These programs include training planners and engineers with national best practices, the development of a law enforcement manual and radio and print media campaigns. As a policy, RPC has and will continue to work with various stakeholders to implement these important projects.

PUBLIC EDUCATION AND INVOLVEMENT

Citizen participation has been encouraged throughout the formulation of the Transportation Plan and TIP. The RPC has made use of local newspapers, RPC's web-site, social media, neighborhood meetings and extensive mail-outs to inform citizens regarding the planning process, the transportation plan, important regional projects, and to promote alternative transportation modes.

On its own initiative, the RPC has developed an extensive citizen outreach program to encourage more involvement in the planning process. Periodic mail-outs are being made to key umbrella organizations to better inform citizens about the Transportation Plan and TIP and to solicit their input regarding planned improvements as well as transportation needs and problems in the region.

Special efforts continue to be made to expand this outreach effort to include those groups that have been traditionally cut-off from the decision-making process through RPC-sponsored focus group meetings. Many of the projects contained in the Plan and TIP have come from direct interaction with these groups which have identified transportation needs or problems which were subsequently evaluated through RPC's planning process and included in the TIP.

The RPC has also made use of local newspapers to inform the public of important regional projects and to promote alternative transportation modes including bus, light rail, and carpooling. Public meeting notices on the Plan, the TIP, amendments thereto, and the region's Unified Work Program for Transportation Planning are placed on RPC's website and in the daily journal of record.

DISTRIBUTION OF DOCUMENT FOR PUBLIC REVIEW

Copies of the draft TIP are placed at libraries throughout the metropolitan region and posted online at www.norpc.org for citizen review, input and comment. The public is also afforded the opportunity to express their comments directly to the Transportation Policy Committee at a meeting prior to official action on the TIP document. Consistent with RPC's Public Involvement Plan, RPC provided a 30 day public comment period for review of the draft FY19-22 TIP, from April 8 to May 8, 2018. During this time the document was available for review and comment on the RPC website, at thirteen public libraries throughout the region, and by request. This availability was announced on the website as well as in two public notices in the New Orleans Times-Picayune, published 15 days apart.

May 8th was the end date for public comment, as well as the date of the regular RPC Board and Transportation Policy Committee meeting. During this meeting time was made for additional public comment on the TIP. Notice of the meeting was given through the methods described above, as well as through the standard notice which is placed in the Times-Picayune one week prior to every RPC Board meeting. This meeting takes place at the Regional Transportation Management Center, a facility that is ADA accessible and is close to bus stops on both the New Orleans Regional Transit Authority's 45 (Lakeview) route and the Jefferson Transit's E1 (Veterans Blvd) route. No comments were received on the TIP during this review period.

SCREENING AND PRIORITIZATION OF PROJECTS

In order to bring a greater level of objectivity to its project selection process, the RPC has developed a formal Project Ranking Scorecard for use in screening projects prior to inclusion in the Plan/TIP. The Scorecard describes a project by quantitatively rating its potential impacts on a variety of factors, such as safety or congestion. The actual factors considered by the Scorecard are derived from the variety of federal, state, and regional policies that help define the RPC’s overarching planning priorities. It is intended to help simplify decision-making by providing a single, standardized tool for comparing projects. Moreover, through using it planners can be assured that they have considered a comprehensive set of criteria in the project selection process. Following this initial screening, candidate projects formally enter the planning process and are analyzed as to their basic feasibility, benefits to costs, and potential community and environmental impacts.

A draft of the TIP document is prepared biennially by RPC in close consultation and cooperation with DOTD. This document is widely distributed for public review and comment (See Public Involvement section) and is presented to the Technical Advisory Committee for review, comment, and concurrence. In addition to local planning and public works professionals, the Technical Advisory Committee consists of representatives from all modal agencies, including the port, airport, public transit and rail interests in the region. A copy of RPC’s Technical Advisory Committee membership is included in the TIP. Projects contained in the TIP are organized in accordance with the federal fiscal year, which began October 1. The TIP covers a four-year period: FFY19 – FFY22.

The RPC works very closely with DOTD staff and local Departments of Public Works (DPW’s) to establish realistic project priorities, based on where the project actually rests in the implementation pipeline. Meetings are held at least quarterly with DOTD to monitor the actual status of TIP projects and scheduled letting dates. This periodic review has helped this region to establish firm project priorities rather than “paper” priorities. This review takes into account important factors such as the status of environmental clearances, survey work, preliminary plans, right-of-way, utilities, advance check prints and final plan preparation. When taken together, these criteria establish the relevant let date and, therefore, the priority order for implementation of TIP projects. The cost of the project, type of funding, and the availability of proposed funding are also taken into account in priority setting. The above project level information is made available to the Technical Advisory Committee, or the general public upon request, and project work status is utilized extensively in establishing the priority program. The draft TIP is also presented to the Transportation Policy Board for review and input, along with any citizens’ comments received, prior to finalization of priorities.

RELATIONSHIP OF THE TIP TO THE METROPOLITAN TRANSPORTATION PLAN

Projects contained in the TIP have gone through the region’s transportation planning process. Projects are drawn from the Metropolitan Transportation Plan and advanced into the TIP based on their need or merit and the ability of the state and region to finance the improvement. Projects contained in the TIP are selected through a consultative process with the state, local transit operators, and the region’s Transportation Policy Board.

TRANSPORTATION PERFORMANCE MANAGEMENT & PERFORMANCE MEASURES

Transportation Performance Management (TPM) is an approach adopted by FHWA, state DOTs and MPOs to use quantitative data and other information to strategically direct transportation decision-making. TPM is a systematic, evidence-based approach to integrating data into the transportation planning process at all levels, from concept to design and implementation. It is important to note that TPM is not intended to supplant the decision-making roles and responsibilities of the general public, elected officials, or technical experts.

The use of TPM by MPOs is formally codified and required by the FAST Act (23 CFR Part 490). Beginning in 2018 MPOs and State DOTs shall identify transportation targets for several performance measures within four key policy areas: safety; infrastructure condition; system performance and freight; and Congestion Mitigation Air Quality (CMAQ). The specific performance measures and their applicability to the RPC are described below.

Safety	
Number of fatalities	
Fatalities per million VMT	
Number of serious injuries	
Serious injuries per million VMT	
Number of non-motorized fatalities and non-motorized serious injuries	
Pavement & Bridge Condition	
<i>Pavement</i>	Percentage of Interstate pavement in good condition
	Percentage of Interstate pavement in poor condition
	Percentage of non-Interstate NHS in good condition
	Percentage of non-Interstate NHS in poor condition
<i>Bridge</i>	Percentage of NHS bridges in good condition
	Percentage of NHS bridges in poor condition
System Performance & Freight	

<i>System Performance</i>	Interstate Travel Time Reliability (TTRM): percentage of person-miles traveled on the interstate that are reliable
	Non-Interstate Travel Time Reliability (TTRM): percentage of person-miles traveled on the non-Interstate NHS that are reliable
<i>Freight</i>	Truck Travel Time (TTTR) Reliability Index: percentage of truck miles traveled on the interstate that are reliable
CMAQ*	
<i>Traffic Congestion</i>	Peak Hour Excessive Delay (PHED)
	Non-single Occupancy Vehicle Travel
<i>On-road Mobile Source Emissions</i>	Total Emissions Reductions
Transit Asset Management	
<i>Rolling Stock</i>	Percentage of Inventory Exceeding Useful Life
<i>Equipment</i>	Percentage of Inventory Exceeding Useful Life Benchmark
<i>Facilities</i>	Percentage of Inventory exceed 2.5 on TERM scale
<i>Infrastructure</i>	Performance of Track Segment with Performance Restrictions

* The FAST Act requires that CMAQ performance measure targets shall be set by MPOs that contain area(s) designated as nonattainment or maintenance for ozone (O3), carbon monoxide (CO) or particulate matter (PM10 and PM2.5) National Ambient Air Quality Standards (NAAQS). There are currently no areas served by the RPC that meet any of these criteria.

Under the FAST Act, DOTD is required to establish targets for each measure; the RPC may choose to develop its own targets or adopt those of the state. Implementation of the new regulations will be rolled out through 2018. The RPC must establish safety targets for each MPA and incorporate them into its TIP and MTP by May, 2018. Targets for all other measures must be set by November, 2018 and incorporated into planning documents by May, 2019.

In accordance with the above timeline the RPC has established targets for the safety measures; targets for the remaining measures will be set in consultation with DOTD and prior to the November, 2018 deadline. The TIP will be amended to include those targets once they have

been adopted. The updated MTP, scheduled for completion in late 2018, will include all targets. The safety performance measures and their associated targets are discussed below.

For Transit Asset Management measures, the region’s transit providers must have established their own initial targets by January 1, 2017. RPC, in coordination with the providers, developed regional targets by June 1, 2017. Targets are to be included in the TIP and MTP by October 1, 2018, or on the first date those documents are amended thereafter. In accordance with the above timeline the RPC has established targets for the safety and transit asset management measures; targets for the remaining measures will be set in consultation with DOTD and prior to the November, 2018 deadline. The TIP will be amended to include those targets once they have been adopted. The updated MTP, scheduled for completion in late 2018, will include all targets.

SAFETY PERFORMANCE MEASURES & TARGETS

Targets for the safety measures are established on an annual basis, and for the calendar year 2018 the RPC has adopted the same targets as DOTD. The target will be compared with a base period comprising the average of the five calendar years ending prior to the year the targets are set. The current DOTD targets were set in 2017; therefore the base period is comprised of the five calendar years ending in 2016 (i.e., 2012-2016). For each safety performance measure the RPC and DOTD are targeting a one percent (1%) reduction from the base period. The measures, base values, and target values are listed below. Where VMT is included in target calculations, both base and target values are based on an estimated 2015 VMT derived from the regional travel forecast model maintained by the RPC. It should also be noted that the 2018 targets reflect two years of change from the base: a 1% reduction in 2017 and another 1% reduction in 2018.

Tangipahoa Metropolitan Planning Area Safety Performance Measures & Targets

Measure	Base Value (2012-2016 Avg.)	Targeted Annual Change	Target Value (2018)
Number of fatalities	18	-1%	17
Number of serious injuries	27	-1%	26
Rate of Fatalities per 100 million vehicle miles traveled	1.51	-1%	1.48
Rate of serious injuries per 100 million vehicle miles traveled	2.24	-1%	2.19
Number of non-motorized fatalities and serious injuries	10	-1%	9

ROAD & BRIDGE CONDITION PERFORMANCE MEASURES & TARGETS

The performance measures used to track the condition of roads and bridges on the NHS are:

- Percentage of Interstate lane miles in Good or Poor condition
- Percentage of non-Interstate NHS lane miles in Good or Poor condition
- Percentage of NHS bridge deck area in Good or Poor condition

The FAST Act requires states to set 2- and 4-year targets for each measure; MPOs may adopt their state’s targets or set their own. For the reporting period 2018-2022 the RPC has chosen to set its own targets, but has used the state targets as the basis for regional calculations with some modifications. DOTD created the statewide targets based on projected project funding and forecasts of pavement and bridge condition. The targets reflect an expectation that overall pavement and bridge condition will decline over the next four years. The RPC derived a 2- and 4-year rate of change from each state target, and applied those rates to its own regional baseline measures from 2017. Exceptions to this method were made in two categories: non-Interstate NHS pavements in Poor condition and NHS bridges in Poor condition. For those measures the state rates of change would have resulted in unacceptably high regional targets for the percentage of pavements or bridges in Poor condition, and the RPC developed alternative, regionally-appropriate rates of change. In other words, regional NHS roads and bridges are targeted to remain in Good or Fair condition at a higher rate than statewide NHS roads and bridges. The baseline measures and targets for the South Tangipahoa MPA are listed below.

South Tangipahoa MPA Interstate Pavement, Non-Interstate NHS Pavement, & NHS Bridge Condition Targets, 2018-2022

	Interstate		Non-Interstate NHS		NHS Bridge	
	Good %	Poor %	Good %	Poor %	Good %	Poor %
Baseline	9.56%	0.00%	23.33%	4.97%	86.83%	0.00%
2-year Target (2020)	8.69%	0.00%	20.97%	5.02%	67.84%	0.00%
4-year Target (2022)	7.25%	0.00%	18.35%	5.07%	58.15%	0.00%

SYSTEM PERFORMANCE, PERFORMANCE MEASURES & TARGETS

Three performance measures are used to track the reliability of passenger and freight travel on the NHS:

- Interstate Level of Travel Time Reliability (Interstate LOTTR): The percentage of person-miles traveled on the Interstate system that are considered reliable (i.e., 100% is ideal);
- Non-Interstate NHS Level of Travel Time Reliability (Non-Interstate NHS LOTTR): The percentage of person-miles traveled on the non-Interstate NHS that are considered reliable (i.e., 100% is ideal);
- Truck Travel Time Reliability Index (Truck TTRI): A ratio indicating the reliability of truck travel times on the Interstate system (i.e., 1.0 is ideal).

The state is required to set 2- and 4-year targets; MPOs may use the state targets or set their own. As with road and bridge condition the RPC has chosen to set its own regional system performance targets for the reporting period of 2018-2022, but use a similar target-setting methodology as DOTD. To calculate targets an annual growth rate is applied to baseline measurements from 2017. LOTTR projected growth rates are based on the 2013-2015 average annual growth; Truck TTRI growth rates are the inverse of the Interstate LOTTR growth rate. Overall the targets reflect an expectation that system reliability will change minimally over the next four years. This assumption is based on (1) prior year trends; (2) relatively slow regional growth; and (3) financial forecasts by DOTD indicate relatively few projects that will have a significant impact on reliability measures.

For the LOTTR and Truck TTRI measures data for all four of the MPAs represented by the RPC (South Tangipahoa, Slidell, Mandeville-Covington, and New Orleans) have been aggregated to provide region-wide measures and targets due to the highly interrelated nature of regional congestion.

Regional Planning Commission System Performance Targets, 2018-2022

	Interstate LOTTR	Non-interstate NHS LOTTR	Truck TTRI
2017 Baseline	81.90%	86.80%	1.51
RPC Annual Growth Rate**	-0.30%	0.00%	0.30%
2018 Target	81.65%	86.80%	1.51
2019 Target	81.41%	86.80%	1.52
2020 Target (2-year)	81.17%	86.80%	1.52
2021 Target	80.92%	86.80%	1.53

2022 Target (4-year)	80.68%	86.80%	1.53
-----------------------------	--------	--------	------

**LOTTR projected growth rates are based on the 2013-2015 average annual growth; Truck TTRI growth rates are the inverse of the Interstate LOTTR growth rate.

TRANSIT ASSET MANAGEMENT PERFORMANCE MEASURES & TARGETS

Targets for the transit asset management measures are established every year by transit providers and is provided by them directly to FTA via the National Transit Database. RPC is required to update regional asset management targets every four years, roughly aligned with the TIP and MTP update cycle. See the table below for current targets. Rolling Stock and Equipment percentages are those that will their useful life. Facilities are those will exceed 2.5 on FTA’s TERM scale. Infrastructure is percentage of track segments with performance restrictions.

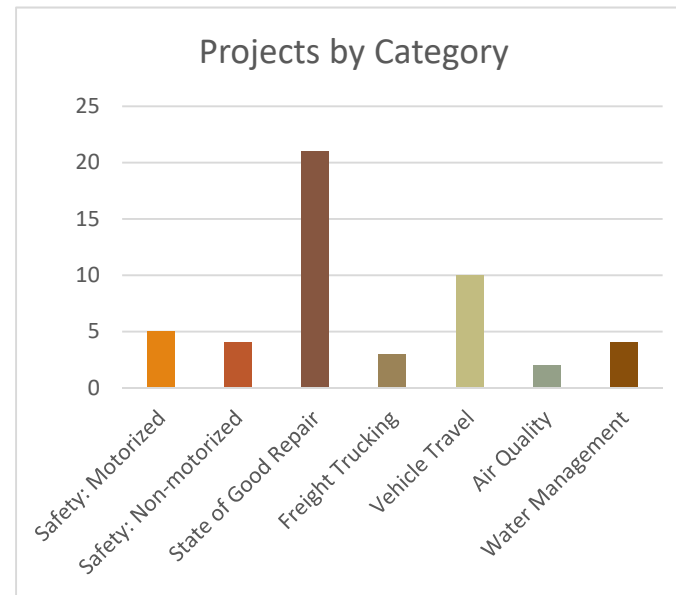
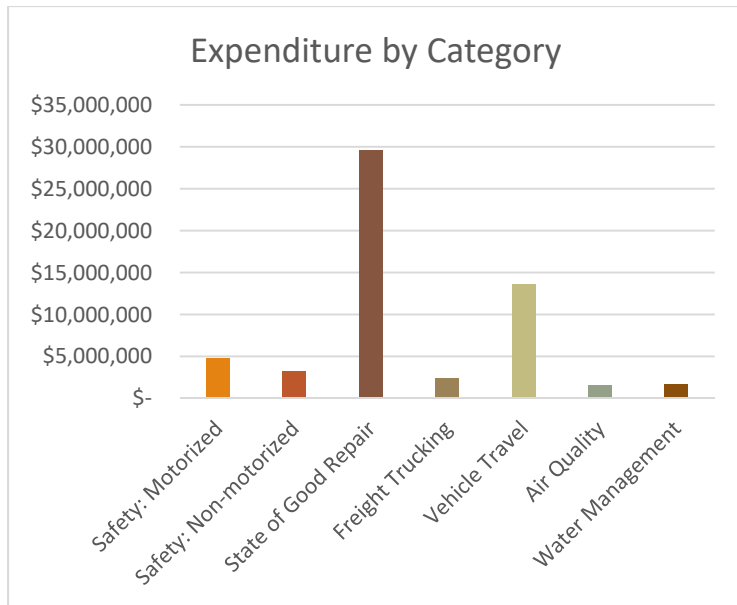
Rolling Stock	Abr	ULB	REGIONAL
Bus	BU	14	15%
Cutaway Bus	CU	14	5%
Articulated Bus	AB	14	5%
Van/Minivan	VN/MV	8	20%
Streetcar	SR	31	0%
Streetcar (Vintage)	SR(v)	58	0%
Ferryboat	FB	42	50%
Equipment	Abr	ULB	REGIONAL
Automobiles	AO	8	5%
Trucks, SUVs, Vans	SV	8	18%
Steel Wheel		25	100%
Facilities			REGIONAL
Admin and Maintenance			20%
Passenger and Parking			10%
Infrastructure			REGIONAL
Streetcar Rail			5%

RELATIONSHIP OF TIP TO PERFORMANCE MEASURES AND TARGETS

The RPC aims to achieve the targets described above through implementation of the projects listed in the TIP. As described previously each project is selected through careful analysis of its anticipated impacts to the safety, efficiency, effectiveness, and preservation of the regional transportation system. Each of the projects listed in the TIP therefore contributes to the achievement of one or more targets, and each has been categorized to identify its relationship to seven key policy areas. Five project categories are directly tied to federal performance measures: Motorized Safety; Non-motorized Safety; Vehicle Congestion; Freight Vehicle Congestion; and State of Good Repair. Two additional categories, Air Quality and Water Management, reflect the RPC’s commitment to enhancing regional sustainability and resilience. Every project in the TIP falls into one or more categories, and when viewed together they illustrate how the program of projects will achieve both the federally-required targets but also the stated goals of the RPC. The total planned expenditures and total projects per category are shown below.

Tangipahoa Urbanized Area Project Categories

Category	Cost	% of Expenditures	Projects	% of All Projects
Safety: Motorized	\$ 4,799,300.00	10%	5	13%
Safety: Non-motorized	\$ 3,207,500.00	6%	4	10%
State of Good Repair	\$ 29,574,600.00	60%	21	53%
Freight Trucking	\$ 2,400,000.00	5%	3	8%
Vehicle Travel	\$ 13,594,700.00	27%	10	25%
Air Quality	\$ 1,530,000.00	3%	2	5%
Water Management	\$ 1,662,100.00	3%	4	10%
Total	\$ 49,522,800.00	100%	40	100%



Notably, a significant amount of projects (46%) and planned expenditures (56%) include a State of Good Repair component. A substantial portion also enhance safety. Fourteen percent (14%) of both projects and eleven percent (11%) expenditures will enhance motorized safety, while eleven percent (11%) of projects and fifteen percent (7%) of expenditures include improvements for non-motorized safety. Twenty-nine percent (29%) of projects and thirty percent (30%) of expenditures will reduce vehicular congestion, and nine percent (9%) of projects and five percent (5%) of expenditures include improvements to freight trucking movements. While there are no standalone projects solely intended to improve air quality, the RPC's commitment to environmental sustainability is reflected in the six percent (6%) of projects and three (3%) of expenditures that will enhance regional air quality. Water management is an increasingly important portion of the program, with seven percent (11%) of projects and two percent (4%) of expenditures related to that category. It is anticipated that in future years more projects will include air quality and water management as the RPC continues to build its resilience and sustainability programs.

Similarly, it can be demonstrated how much of RPC's annual FTA urbanized apportionment, and what percentage of total transit funding, is dedicated to state of good repair by asset category. These relationships are noted in the far right column of the Transit TIP, noting whether a project will contribute toward each asset target (RS: Rolling Stock; EQ: Equipment; FA: Facilities; IN: Infrastructure). Below are summaries of expenditures by asset category for the FY 19-22 TIP. NOTE: These figures are subject to change as new FTA apportionments are made.

Asset Category	Cost	% of Expenditures	Projects	% of All Projects
Rolling Stock	\$78,070,000	73%	44	44%
Equipment	\$0	0%	0	0%
Facilities	\$505,200	.5%	8	8%
Infrastructure*	\$5,500,000	5.1%	4	4%
Total SGR	\$84,075,200	83.1%	56	56%

* The Infrastructure Asset category only applies to providers of rail transit. RTA is the sole operator of rail of transit in the region.

TECHNICAL ADVISORY COMMITTEE

Mr. Jose Gonzalez
Director, Public Works
Jefferson Parish

Mr. Mark Drewes
Director, Engineering Division
Jefferson Parish

Dr. Terri Wilkinson
Director, Planning
Jefferson Parish

Ms. Juliette Cassagne
Assistant Director
Jefferson Parish

Ms. Sharon Leader
Director, Transit Administration
Jefferson Parish

Ms. Michelle Gonzales
Director, Floodplain Mgt. & Hzrd. Mit.
Jefferson Parish

Mr. Jay Hebert
Director, Planning
City of Kenner

Mr. Tom Schreiner
Director of Public Works
City of Kenner

Ms. Azalea Roussell
Planning and Zoning Official
City of Gretna

Mr. Matthew Martinec
Economic Dev Advisor to Mayor
City of Gretna

Ms. Dani Galloway
Interim Director, Public Works
City of New Orleans

Mr. Louis Haywood
Traffic Division, Public Works
City of New Orleans

Mr. Robert Rivers
Director, City Planning Commission
City of New Orleans

Ms. Leslie Alley
Deputy Director, City Planning Commission
City of New Orleans

Mr. Justin Augustine
Vice President, Transdev
Regional Transit Authority

Mr. Taylor Marcantel
Senior Transportation Planner, Transdev
Regional Transit Authority

Mr. Stosh Kozlowski
Principal Transportation Planner, Transdev
Regional Transit Authority

Mr. Ken Dugas
Parish Engineer
Plaquemines Parish

Mr. Robert Spears
GIS Manager
Plaquemines Parish

Ms. Hilda Lott
Administrator
Plaquemines Parish Government

Mr. Keith Lagrange
Director, Public Works
St. Bernard Parish

Mr. Jason Stopa
Director, Community Development
St. Bernard Parish

Ms. Mary Chimento
Planner, Community Development
St. Bernard Parish

Mr. Mike Bayham
Transit Manager - SBURT
St. Bernard Parish

Mr. "Snookie" Fauchaux
Director, Public Works
St. Charles Parish

Mr. Michael Albert
Director, Planning and Zoning
St. Charles Parish

Ms. Marny Stein
Planning and Zoning
St. Charles Parish

Technical Advisory Committee Continued

Ms. Verdell Kindrick
Assistant Director, Public Works
St. John the Baptist Parish

Ms. Alexandra Carter
Director of Planning
St. John the Baptist Parish

Ms. Laverne Toombs
Chief Operating Officer
St. John the Baptist Parish

Mr. Perry Felarise
Grants Project Manager-Transit
St. Tammany Parish

Ms. Donna Odell
Director, Engineering Division
St. Tammany Parish

Mr. Sidney Fontenot
Director, Planning
St. Tammany Parish

Ms. Gina Campo
Chief Operating Officer
St. Tammany Parish

Ms. Erin Stair
Project Administrator
St. Tammany Parish

Mr. Daniel Hill, PE
City Engineer
City of Covington

Ms. Naketah Bagby
Director, Planning
City of Covington

Mr. David deGeneres
Director, Public Works
City of Mandeville

Ms. Louisette Leonard Scott
Director, Planning and Development
City of Mandeville

Mr. Eric Lundin
Senior Planner
City of Slidell

Mr. Blaine Clancy
Director, Engineering
City of Slidell

Ms. Bridget Bailey
Director, Planning
Tangipahoa Parish

Mr. Maurice Jordan
Parish Engineer
Tangipahoa Parish

Ms. Lacy Landrum
Grants Manager
City of Hammond

Mr. Charles Zweifel
Public Works
City of Pontchatoula

Ms. Lauren Brinkman
Planning Analyst
Tangipahoa Parish

Mr. Dan Broussard
Director, Planning
LA DOTD

Ms. Dawn Sholmire
Urban Transportation Planning Engineer
LA DOTD

Ms. Michelle Horn
Public Transportation Administrator
LA DOTD

Mr. Dan Magri
Assistant Secretary
LA DOTD

Mr. Chris Morvant
District Administrator - District 02
LA DOTD

Mr. Scott Boyle
Assistant District Administrator - District 02
LA DOTD

Mr. Larry Sharp
District Administrator - District 62
LA DOTD

Ms. Jennifer Branton
Assistant District Administrator - District 62
LA DOTD

Technical Advisory Committee Continued

Ms. Connie Porter Betts

Transportation Planning Administrator
LA DOTD

Ms. April Renard

Highway Safety Manager
LA DOTD

Ms. Tanya Bankston, P.E., PTOE

Urban System Project Manager
LA DOTD

Ms. Melissa LeBas

Urban Systems >200k Project Manager
LA DOTD

Mr. Casey Lewis

Urban Transit Program Manager
LA DOTD

Mr. Carlos McCloud

Transportation Planner
Federal Highway Administration

Ms. Mary Stringfellow

Program Delivery Team Leader
Federal Highway Administration

Mr. Earl Randall III

Field Office Director, New Orleans Office
U.S. Housing and Urban Development

Ms. Ronisha Hodge

Community Planner
FTA Region VI Planning

Mr. Donald Koski

Director, Planning & Program Development
FTA Region VI

Mr. Carlton Dufrechou

General Manager
GNO Expressway Commission

Mr. Alex Pororske

Executive Director
Ride New Orleans

Ms. Beth Inbau

President and CEO - South La. Chapter
National Safety Council

Mr. Kevin Dolliole

Director, Aviation
New Orleans Aviation Board

Mr. Walter Krygowski

Deputy Director & Chief Operating Officer
New Orleans Aviation Board

Ms. Brandy Christian

President and CEO
New Orleans Port Authority

Mr. Douglas Campbell

CEO
New Orleans Public Belt Railroad

Ms. Rebecca Stahr

Age Friendly Task Force
AARP

Mr. Dan Favre

Executive Director
Bike Easy

JOINT CERTIFICATION OF THE METROPOLITAN PLANNING PROCESS

The Regional Planning Commission hereby certifies that the transportation planning process is addressing the major issues facing the Tangipahoa Parish urbanized areas and is being conducted in accordance with all applicable requirements of:

1. 23 U.S.C. 134, 49 U.S.C. 5303, and this subpart;
2. In nonattainment and maintenance areas, sections 174 and 176 (c) and (d) of the Clean Air Act, as amended (42 U.S.C. 7504, 7506(c) and (d)) and 40 CFR part 93;
3. Title VI of the Civil Rights Act of 1964 as amended (42 U.S.C. 2000d-1) and 49 CFR part 21;
4. 49 U.S.C. 5332, prohibiting discrimination on the basis of race, color, creed, national origin, sex, or age in employment or business opportunity;
5. Section 1101(b) of the FAST Act (Pub. L. 114-94) and 49 CFR part 26 regarding the involvement of disadvantaged business enterprises in US DOT funded projects;
6. 23 CFR part 230, regarding the implementation of an equal employment opportunity program on Federal and Federal-aid highway construction contracts;
7. The provisions of the Americans with Disabilities Act of 1990 (42 U.S.C. 12101 et seq.) and 49 CFR parts 27, 37, and 38;
8. The Older Americans Act, as amended (42 U.S.C. 6101), prohibiting discrimination on the basis of age in programs or activities receiving Federal financial assistance;
9. Section 324 of title 23 U.S.C. regarding the prohibition of discrimination based on gender; and
10. Section 504 of the Rehabilitation Act of 1973 (29 U.S.C. 794) and 49 CFR part 27 regarding discrimination against individuals with disabilities.

for 
Shawn Wilson, Secretary
Louisiana Department of Transportation and Development

9/7/18


Robby Miller, Chairman
Regional Planning Commission

5/8/18

GLOSSARY

State Project Number

Denotes official State Project Number which is assigned to a project for a particular phase of work such as engineering, right-of-way or construction.

State Route

Official Federal or State Route Number.

Type of Improvement

To be used in conjunction with the State Route Number to define the limits of the project.

Phase

Shows the particular project phase to be advanced:

R/W - *right-of-way*

C - *construction*

E - *final design and engineering*

U - *utility work*

SDY - *technical study*

ENV - *environmental*

Estimated Cost

Total estimated cost of the project phase or work to be undertaken.

Fund Source

The Fund Source identifies the most likely source of funds to be used to actually implement the project phase. Fund Sources shown in the Transportation Improvement Program include:

ARRA - *American Recovery and Reinvestment Act (Stimulus)*

Demo - *Congressional High Priority or Demonstration Project*

ER - *FHWA Emergency Relief (street restoration monies)*

IM - *Interstate Maintenance*

NHS - *National Highway System*

St. Gen. - *State general fund monies appropriated by the Louisiana Legislature*

STP - *Surface Transportation Program Funds selected by an MPO for projects located inside its metropolitan area on federal aid eligible routes*

STP>200K - *Federal funds the formula for large urban areas with population more than 200,000*

STP ENH - *Transportation Enhancements*

STP FLEX - *Federal funds programmed statewide through DOTD needs assessment process*

STP HAZ - *Federal funds for hazard elimination and safety improvements.*

Fund Source (cont.)

- TIMED** - *Transportation Infrastructure Model for Economic Development (state gas tax funds)*
- HSIP** - *Highway Safety Improvement Program*
- NFI** - *No funds identified*
- RTA** - *New Orleans Regional Transit Authority*
- SR2S** - *Safe Routes to School*
- State** - *State of Louisiana*
- FBRON** - *Federal Bridge Replacement (On-system)*
- FBROFF** - *Federal Bridge Replacement (Off-system)*
- FEMA** - *Federal Emergency Management Agency*
- STBONDS** - *General Obligation Bonds*
- STCASH** - *State Transportaton Trust Funds For State Funded Construction*
- CMAQ** - *Congestion Mitigation and Air Quality Improvement*
- NHPP** - *National Highway Performance Program*
- TAP** - *Transportation Alternatives Program*
- SATRANS** - *Safety Transfer*
- RAIL PD** - *Railway-Highway Crossings*
- NFA** - *State Transportation Funds For Non-Federal Aid Routes*
- NFABOND** - *State Bonds For Non-Federal Aid Routes*

PROJECTS

The following pages include projects in these categories:

- Projects completed in previous fiscal years (FFY-15 through FFY-18).
- Current fiscal year (FFY-18) projects.
- The FFY-19 through FFY-22 Transportation Improvement Program (TIP)
- DOTD Annual Line Items
- Projects planned for completion as part of Tier II of the Metropolitan Transportation Plan (MTP) in FFY-23 through FFY-32.

Tangipahoa Parish Previous Years Projects

Parish	FFY	Project	Project Name	Type Improvement	Cost
Tangipahoa	15	H.003432	Interchange Improvements @ I-12 & U.S. 51 Bus.	Pavement Improvements and Related Work	\$6,865,846
Tangipahoa	15	H.009593	I10,I12 I55 I59 D62 Interstate Rep	Pavement Improvements and Related Work	\$6,156,862
Tangipahoa	15	H.009598	I-55: End of Elevated Roadway - US 51	Pavement Improvements and Related Work	\$5,399,811
Tangipahoa	15	H.010061	N River Road and Durbin Road Bridges	Pavement Improvements and Related Work	\$1,071,253
Tangipahoa	15	H.010210	Tangipahoa Parish RR Safety Improvements	Pavement Markings, Signage and Related Work.	\$90,080
Tangipahoa	15	H.010374	LA 1064: US 190 - La 443	Pavement Markings, Signage and Related Work.	\$2,271,753
Tangipahoa	15	H.010790	I-55 Cn R/R & I-12 US 51 Slope Failure	Embankment Repair, and Related Work.	\$4,076,064
Tangipahoa	15	H.010981	US 51-X:right Turn Lane @ W. Jct. La 22	Drainage, Pavement improvements, Widening, and Related Work.	\$233,908
Tangipahoa	15	H.011400	LA 440: S. Jct. La 1054 - La 1057	Drainage, Pavement improvements and Related Work.	\$4,968,258
Tangipahoa	15	H.011671	LA22 IC RR Xing Ponchatoula	New RR Surface and Leds for RR Flashing Lights	\$201,700
Tangipahoa	15	H.011966	LA 1249 Flatcar Bridge Deck Replacement	Deck Replacement	\$48,000
Tangipahoa	15	H.972124	Dist 62 Hq Hvac Chiller Replacement	Dist 62 Hq Hvac Chiller Replacement	\$79,700
FFY 15					\$31,463,235

Tangipahoa Parish Previous Years Projects

Parish	FFY	Project	Project Name	Type Improvement	Cost
Tangipahoa	16	H.009593	I-10, I-12, I-55, I-59: D62 Interstate Rep.	Pavement Improvements and related work	\$6,156,862
Tangipahoa	16	H.010062	Weinberger Rd & Jerusalem Ch Rd Bridges	Bridge improvements and related work	\$1,210,509
Tangipahoa	16	H.010983	I-55: Ramp Widening, Nb Off Ramp @ La 16	Pavement Improvements and Related work	\$295,389
Tangipahoa	16	H.010061	N. River Road and Durbin Road Bridges	Bridge improvements and related work	\$998,812
Tangipahoa	16	H.010683	I-55: Median Cable Barrier	Installation of Cable Barrier System and Related Work.	\$7,293,333
Tangipahoa	16	H.011393	I-55: La 38 (Kentwood) Interchange Lighting	Interchange lighting	\$899,454
Tangipahoa	16	H.009547	LA 445: Jct US 190 - S. Jct La 40	Pavement Improvements, Widening and Related Work.	\$3,070,043
Tangipahoa	16	H.010379	LA 40: N. Jct. La 445 - St. Tammany P/L	Pavement Improvements and Related work	\$1,422,986
Tangipahoa	16	H.002474	LA 1061: La 10 - La 440	Pavement Improvements and Related work	\$1,999,842
Tangipahoa	16	H.011792	LA 1065 & La 3260: Hammond Road Transfer	Pavement Improvements and Related work	\$447,464
Tangipahoa	16	H.011883	I-55 Signing: US 51 to I-12	Signage and Related Work.	\$1,584,792
Tangipahoa	16	H.012362	I-55: Pavement Marking Replacement I	Pavement Marking Replacement and Related Work.	\$198,260
Tangipahoa	16	H.972207	Replace Shingle Roof: Design Office D62	Replace Shingle Roof: Design Office D62	\$6,200
Tangipahoa	16	H.012455	LA-22 Bridge at L.M. 8.32 Approach Repair	Bridge and Approach repairs and related work	\$376,581
Tangipahoa	16	H.972236	62 Moisture Room Renovation	62 Moisture Room Renovation	\$ 47,158
Tangipahoa	16	H.012729	LA 443: Tangipahoa River Br Demolition	LA 443: Tangipahoa River Br Demolition	\$194,111
Tangipahoa	16	4400010102	Mowing and Litter Removal In District 62	Mowing and Litter Removal In District 62	\$299,000
					FFY 16 \$26,500,796

Tangipahoa Parish Previous Years Projects

Parish	FFY	Project	Project Name	Type Improvement	Cost
Tangipahoa	17	H.012729	LA 443: Tangipahoa River Br Demolition	LA 443: Tangipahoa River Br Demolition	\$ 194,111
Tangipahoa	17	4400010102	Mowing and Litter Removal In District 62	Mowing and Litter Removal In District 62	\$ 299,000
Tangipahoa	17	H.010378	LA 38: La 1054 - Washington P/L	Pavement Improvements and related work	\$ 3,033,064
Tangipahoa	17	H.012111	LA 1065: E. Michigan to La 442	Pavement Improvements and related work	\$ 1,831,806
Tangipahoa	17	4400010192	Maintenance and Operation of Rest Areas In District 62	Maintenance and Operation of Rest Areas In District 62 (Kentwood, La)	\$ 245,154
Tangipahoa	17	H.012728	LA 443 Tangipahoa River Bridge Replacement	Bridge replacement	\$ 2,894,102
Tangipahoa	17	H.012411	LA 1054 at Big Creek Bridge Replacement	Bridge replacement	\$ 2,103,836
Tangipahoa	17	H.000673	US 51 Bridge Rehabilitation	Bridge Repairs and Related Work.	\$ 124,762
Tangipahoa	17	H.012628	District 62 Truss Replacement	Overhead Mounted Sign and Related Work.	\$ 163,098
FFY 17					\$ 10,888,933

Tangipahoa Parish Current Fiscal Year Projects 2018

Project Number	Project	Project Sponsor	Total Cost	Total Contineny	Federal Total
H.011574	LA 1048: ST. HELENA P/L - ROCH ROAD	DOTD	\$ 675,000	\$ 742,500	\$ 594,000
H.010645	IC (Kentwood) LA 38 RR Xing in Kentwood	DOTD	\$ 1,500,000	\$ 1,650,000	\$ 1,320,000
H.011113	LA 1064: IC RR XING (TANGIPAHOA)	DOTD	\$ 1,500,000	\$ 1,650,000	\$ 1,320,000
H.013052	LA 442: Tangipahoa River BR Replacement	DOTD	\$ 4,293,000	\$ 4,722,300	\$ 4,722,300
H.013108	LA 1054 Big Creek Relief BR. ER Repair	DOTD	\$ 157,000	\$ 172,700	\$ 172,700
H.010991	I-12: Livingston Parish Line to US 51 Bus. Opass	DOTD	\$ 5,291,000	\$ 5,820,100	\$ 5,238,090
H.011439	LA 22: Yellow Water Rover to I-55	DOTD	\$ 2,000,000	\$ 2,200,000	\$ 1,760,000
H.013334	LA 16: ICRR Xing (Amite)	DOTD	\$ 99,000	\$ 108,900	\$ 54,600
H.012191	LA 445: S. end I-12 Overpass - US 190	DOTD	\$ 2,342,000	\$ 2,576,200	\$ 2,060,960
H.013146	LA 22: Sam Arnold Loop - Mitcham Rd.	DOTD	\$ 251,000	\$ 276,100	\$ 165,000
H.011519	LA1063: Glendale Dr.- US 51 Drainage	DOTD	\$ 100,000	\$ 110,000	\$ 88,000
H.013260	I-55: .2 Mile S. of US 190, OVP Slope Repair	DOTD	\$ 500,000	\$ 550,000	\$ 440,000
H.012874	I-55: LA 22 Interstate Lighting	DOTD	\$ 1,000,000	\$ 1,100,000	\$ 880,000
		Total:	\$ 19,708,000	\$ 21,678,800	\$ 18,815,650

Transit Current Fiscal Years (FY-17 - FY-18)

2017 Tangipahoa Transportation Improvement Program - Transit Element							
Project	Cost	Section 5307	Section 5310	Section 5311	Total Federal	Local Match	Comments
Operating Assistance (Urban)	\$651,588	\$325,794			\$325,794	\$325,794	FY 14 Funds
Bus Shelters and Benches	\$150,000	\$120,000			\$120,000	\$30,000	FY 15 Funds
Ponchatoula Ped Improvements	\$310,000	\$248,000			\$248,000	\$62,000	FY 15 Funds
Vehicle Replacement	\$277,500	\$222,000			\$222,000	\$55,500	\$142,000 in FY 15 Funds \$80,000 in FY 13 Funds
Total	\$1,389,088.0	\$915,794.0	\$0.0	\$0.0	\$915,794.0	\$473,294.0	

2018 Tangipahoa Transportation Improvement Program - Transit Element							
Project	Cost	Section 5307	Section 5310	Section 5311	Total Federal	Local Match	Comments
Operating Assistance (Urban)	\$660,000	\$330,000			\$330,000	\$330,000	
Bus Stop and Bus Facilities	\$150,000	\$120,000			\$120,000	\$30,000	
Transit Associated Improvements	\$312,500	\$250,000			\$250,000	\$62,500	
Vehicle Replacement	\$277,500	\$250,000			\$250,000	\$62,500	
Total	\$1,400,000.0	\$950,000.0	\$0.0	\$0.0	\$950,000.0	\$485,000.0	

Tangipahoa

FFY 19 (Federal Fiscal Year 10/1/18 - 9/30/19)

Project No.: *		Project Title: LA 3158 at Chapapeela Park Access Rd.		
Parish: Tangipahoa		Type of Improvement: TSM Improvements		
Sponsor: DOTD		Construction Year: FFY 19 (Federal Fiscal Year 10/1/18 - 9/30/19)		
Category:	Length:	Route:	Priority: 1 3	UA: ST
Work Phase/Year	Funding Source	Cost Estimate	Contingency (10%)	Federal Share
C	STP<200K	\$463,000	\$509,300	\$407,440
FFY 2019				
STIP Line Item	Non-Federal Total	Total Cost	Total Contingency	Federal Total
	\$101,860	\$463,000	\$509,300	\$407,440

* Project is listed for information only and not included in STIP until Stage 0 is complete and/or project number is assigned.

Tangipahoa

FFY 19 (Federal Fiscal Year 10/1/18 - 9/30/19)

Project No.: H.010702		Project Title: IC Several RR Xings (Hammond)		
Parish: Tangipahoa		Type of Improvement: Install F/L's& Gates at Several IC Xings		
Sponsor: DOTD		Construction Year: FFY 19 (Federal Fiscal Year 10/1/18 - 9/30/19)		
Category: Preservation		Length:	Route:	Priority: 1
				UA: ST
Work Phase/Year	Funding Source	Cost Estimate	Contingency (10%)	Federal Share
C	Rail PD	\$600,000	\$660,000	\$660,000
FFY 2019				
STIP Line Item	Non-Federal Total	Total Cost	Total Contingency	Federal Total
Y	\$0	\$600,000	\$660,000	\$660,000

Tangipahoa

FFY 19 (Federal Fiscal Year 10/1/18 - 9/30/19)

Project No.: H.011025		Project Title: LA 40: Natalbany River to I-55		
Parish: Tangipahoa		Type of Improvement: Additional Pipes, Catch Basins		
Sponsor: DOTD		Construction Year: FFY 19 (Federal Fiscal Year 10/1/18 - 9/30/19)		
Category:	Length:	Route:	Priority: 2 3	UA: ST
Work Phase/Year	Funding Source	Cost Estimate	Contingency (10%)	Federal Share
C FFY 2019	STPFLEX	\$50,000	\$55,000	\$44,000
STIP Line Item	Non-Federal Total	Total Cost	Total Contingency	Federal Total
	\$11,000	\$50,000	\$55,000	\$44,000

Tangipahoa

FFY 19 (Federal Fiscal Year 10/1/18 - 9/30/19)

Project No.: H.011512		Project Title: US 51 @ Sycamore St. Amite City Drainage		
Parish: Tangipahoa		Type of Improvement: Additional Pipe(s), Catch Basins, And/Or ASP		
Sponsor: DOTD		Construction Year: FFY 19 (Federal Fiscal Year 10/1/18 - 9/30/19)		
Category: OP Efficiency		Length: .3	Route: US 51	Priority: 2 3
		UA: ST		
Work Phase/Year	Funding Source	Cost Estimate	Contingency (10%)	Federal Share
C	STPFLEX	\$50,000	\$55,000	\$44,000
FFY 2019				
STIP Line Item	Non-Federal Total	Total Cost	Total Contingency	Federal Total
	\$11,000	\$50,000	\$55,000	\$44,000

Tangipahoa

FFY 19 (Federal Fiscal Year 10/1/18 - 9/30/19)

Project No.: H.011519		Project Title: LA 1063: Glendale Dr - US 51 Drainage		
Parish: Tangipahoa		Type of Improvement: Additional Pipe(s), Catch Basins, and or ASP		
Sponsor: DOTD		Construction Year: FFY 19 (Federal Fiscal Year 10/1/18 - 9/30/19)		
Category: OP Efficiency		Length: .3	Route: La1063	Priority: 2 3
		UA: ST		
Work Phase/Year	Funding Source	Cost Estimate	Contingency (10%)	Federal Share
E	STPFLEX	\$35,000	\$35,000	\$28,000
FFY 2017				
C	STPFLEX	\$100,000	\$110,000	\$88,000
FFY 2019				
STIP Line Item	Non-Federal Total	Total Cost	Total Contingency	Federal Total
	\$29,000	\$135,000	\$145,000	\$116,000

Tangipahoa

FFY 19 (Federal Fiscal Year 10/1/18 - 9/30/19)

Project No.: H.011527		Project Title: Randall/ Vitrano Road Bridges		
Parish: Tangipahoa		Type of Improvement: Bridge Replacement		
Sponsor: Tangipahoa		Construction Year: FFY 19 (Federal Fiscal Year 10/1/18 - 9/30/19)		
Category: Preservation		Length:	Route:	Priority: 3
				UA: ST
Work Phase/Year	Funding Source	Cost Estimate	Contingency (10%)	Federal Share
C	FBR-OFF	\$1,081,000	\$1,189,100	\$951,280
FFY 2019				
STIP Line Item	Non-Federal Total	Total Cost	Total Contingency	Federal Total
Y	\$237,820	\$1,081,000	\$1,189,100	\$951,280

Tangipahoa

FFY 19 (Federal Fiscal Year 10/1/18 - 9/30/19)

Project No.: H.013113		Project Title: LA 22: Natalbany River-Yellow Water Creek		
Parish: Tangipahoa		Type of Improvement: Adding Continuous Turn Lane		
Sponsor: DOTD		Construction Year: FFY 19 (Federal Fiscal Year 10/1/18 - 9/30/19)		
Category: Urban Systems	Length: 3.16	Route: LA 22	Priority: 1 2	UA: ST
Work Phase/Year	Funding Source	Cost Estimate	Contingency (10%)	Federal Share
C	STP<200K	\$3,000,000	\$3,300,000	\$2,640,000
FFY 2019				
STIP Line Item	Non-Federal Total	Total Cost	Total Contingency	Federal Total
	\$660,000	\$3,000,000	\$3,300,000	\$2,640,000

Tangipahoa

FFY 19 (Federal Fiscal Year 10/1/18 - 9/30/19)

Project No.: H.013183		Project Title: LA 16: Tangipahoa River Bridge Replacement		
Parish: Tangipahoa		Type of Improvement: Bridge Replacement		
Sponsor: DOTD		Construction Year: FFY 19 (Federal Fiscal Year 10/1/18 - 9/30/19)		
Category: Preservation		Length: .27	Route: LA 16	Priority: 2 3
UA: ST				
Work Phase/Year	Funding Source	Cost Estimate	Contingency (10%)	Federal Share
C	STPFLEX	\$870,000	\$957,000	\$765,600
FFY 2019	E-R	\$2,500,000	\$2,750,000	\$2,200,000
STIP Line Item	Non-Federal Total	Total Cost	Total Contingency	Federal Total
Y	\$741,400	\$3,370,000	\$3,707,000	\$2,965,600

Tangipahoa

FFY 19 (Federal Fiscal Year 10/1/18 - 9/30/19)

Project No.: H.013266		Project Title: US 51, 51-X, 190, LA 3234: Conc. Spot Repair		
Parish: Tangipahoa		Type of Improvement: Minor Rehab		
Sponsor: DOTD		Construction Year: FFY 19 (Federal Fiscal Year 10/1/18 - 9/30/19)		
Category: Preservation	Length:	Route:	Priority: 1	UA: ST
Work Phase/Year	Funding Source	Cost Estimate	Contingency (10%)	Federal Share
C	NHPP	\$749,000	\$823,900	\$659,120
FFY 2019				
STIP Line Item	Non-Federal Total	Total Cost	Total Contingency	Federal Total
Y	\$164,780	\$749,000	\$823,900	\$659,120

Tangipahoa

FFY 20 (Federal Fiscal Year 10/1/19 - 9/30/20)

Project No.: *		Project Title: E. Minnesota Park Rd. Sidewalks		
Parish: Tangipahoa		Type of Improvement: New Sidewalks		
Sponsor: Tangipahoa		Construction Year: FFY 20 (Federal Fiscal Year 10/1/19 - 9/30/20)		
Category:	Length:	Route:	Priority: 1 2 5	UA: ST
Work Phase/Year	Funding Source	Cost Estimate	Contingency (10%)	Federal Share
C	STP<200K	\$300,000	\$330,000	\$264,000
FFY 2020				
STIP Line Item	Non-Federal Total	Total Cost	Total Contingency	Federal Total
	\$66,000	\$300,000	\$330,000	\$264,000

* Project is listed for information only and not included in STIP until Stage 0 is complete and/or project number is assigned.

Tangipahoa

FFY 20 (Federal Fiscal Year 10/1/19 - 9/30/20)

Project No.: *		Project Title: Happywoods (W. Club Delux Rd. - Adams Rd.)		
Parish: Tangipahoa		Type of Improvement: Pavement Rehab		
Sponsor: DOTD		Construction Year: FFY 20 (Federal Fiscal Year 10/1/19 - 9/30/20)		
Category:		Length:	Route:	Priority: 3
		UA: ST		
Work Phase/Year	Funding Source	Cost Estimate	Contingency (10%)	Federal Share
C	STP<200K	\$490,000	\$539,000	\$431,200
FFY 2020				
STIP Line Item	Non-Federal Total	Total Cost	Total Contingency	Federal Total
	\$107,800	\$490,000	\$539,000	\$431,200

* Project is listed for information only and not included in STIP until Stage 0 is complete and/or project number is assigned.

Tangipahoa

FFY 20 (Federal Fiscal Year 10/1/19 - 9/30/20)

Project No.: *		Project Title: Sisters Rd. (Dunson Rd. to N. Hoover Rd.)		
Parish: Tangipahoa		Type of Improvement: Pavement Rehab		
Sponsor: DOTD		Construction Year: FFY 20 (Federal Fiscal Year 10/1/19 - 9/30/20)		
Category:	Length:	Route:	Priority: 3	UA: ST
Work Phase/Year	Funding Source	Cost Estimate	Contingency (10%)	Federal Share
C	STP<200K	\$457,000	\$502,700	\$402,160
FFY 2020				
STIP Line Item	Non-Federal Total	Total Cost	Total Contingency	Federal Total
	\$100,540	\$457,000	\$502,700	\$402,160

* Project is listed for information only and not included in STIP until Stage 0 is complete and/or project number is assigned.

Tangipahoa

FFY 20 (Federal Fiscal Year 10/1/19 - 9/30/20)

Project No.: H.009425		Project Title: LA 16: Amite Drainage Improvements		
Parish: Tangipahoa		Type of Improvement: Drainage Improvements		
Sponsor: DOTD		Construction Year: FFY 20 (Federal Fiscal Year 10/1/19 - 9/30/20)		
Category: OP Efficiency		Length: .67	Route: LA 16	Priority: 2
		UA: ST		
Work Phase/Year	Funding Source	Cost Estimate	Contingency (10%)	Federal Share
C	STPFLEX	\$1,311,000	\$1,442,100	\$1,153,680
FFY 2020				
STIP Line Item	Non-Federal Total	Total Cost	Total Contingency	Federal Total
	\$288,420	\$1,311,000	\$1,442,100	\$1,153,680

Tangipahoa

FFY 20 (Federal Fiscal Year 10/1/19 - 9/30/20)

Project No.: H.013271		Project Title: Tangipahoa PH Local Road Safety Upgrade		
Parish: Tangipahoa		Type of Improvement: Install Signs striping pavement markings etc		
Sponsor: DOTD		Construction Year: FFY 20 (Federal Fiscal Year 10/1/19 - 9/30/20)		
Category: Safety		Length:	Route:	Priority: 1
				UA: ST
Work Phase/Year	Funding Source	Cost Estimate	Contingency (10%)	Federal Share
C	HSIP	\$1,300,000	\$1,430,000	\$1,430,000
FFY 2020				
STIP Line Item	Non-Federal Total	Total Cost	Total Contingency	Federal Total
Y	\$0	\$1,300,000	\$1,430,000	\$1,430,000

Tangipahoa

FFY 20 (Federal Fiscal Year 10/1/19 - 9/30/20)

Project No.: H.013520		Project Title: Barringer Dr. Sidewalks		
Parish: Tangipahoa		Type of Improvement: New Sidewalk		
Sponsor: Ponchatoula		Construction Year: FFY 20 (Federal Fiscal Year 10/1/19 - 9/30/20)		
Category:	Length:	Route:	Priority: 1 2 5	UA: ST
Work Phase/Year	Funding Source	Cost Estimate	Contingency (10%)	Federal Share
C	STP<200K	\$225,000	\$247,500	\$198,000
FFY 2020				
STIP Line Item	Non-Federal Total	Total Cost	Total Contingency	Federal Total
	\$49,500	\$225,000	\$247,500	\$198,000

Tangipahoa

FFY 21 (Federal Fiscal Year 10/1/20 - 9/30/21)

Project No.: *		Project Title: E. Minnesota Park Rd at Range Rd.		
Parish: Tangipahoa		Type of Improvement: Intersection Improvements		
Sponsor: Tangipahoa		Construction Year: FFY 21 (Federal Fiscal Year 10/1/20 - 9/30/21)		
Category:	Length:	Route:	Priority: 1 3	UA: ST
Work Phase/Year	Funding Source	Cost Estimate	Contingency (10%)	Federal Share
C	STP<200K	\$2,500,000	\$2,750,000	\$2,200,000
FFY 2021				
STIP Line Item	Non-Federal Total	Total Cost	Total Contingency	Federal Total
	\$550,000	\$2,500,000	\$2,750,000	\$2,200,000

* Project is listed for information only and not included in STIP until Stage 0 is complete and/or project number is assigned.

Tangipahoa

FFY 21 (Federal Fiscal Year 10/1/20 - 9/30/21)

Project No.: *		Project Title: N. Baptist Rd. (US 190 - Wardline Rd.)		
Parish: Tangipahoa		Type of Improvement: Pavement Rehab		
Sponsor: DOTD		Construction Year: FFY 21 (Federal Fiscal Year 10/1/20 - 9/30/21)		
Category:	Length:	Route:	Priority: 3	UA: ST
Work Phase/Year	Funding Source	Cost Estimate	Contingency (10%)	Federal Share
C	STP<200K	\$423,000	\$465,300	\$372,240
FFY 2021				
STIP Line Item	Non-Federal Total	Total Cost	Total Contingency	Federal Total
	\$93,060	\$423,000	\$465,300	\$372,240

* Project is listed for information only and not included in STIP until Stage 0 is complete and/or project number is assigned.

Tangipahoa

FFY 21 (Federal Fiscal Year 10/1/20 - 9/30/21)

Project No.: H.012325		Project Title: Village of Tangipahoa Signing		
Parish: Tangipahoa		Type of Improvement: Signage		
Sponsor:		Construction Year: FFY 21 (Federal Fiscal Year 10/1/20 - 9/30/21)		
Category:	Length:	Route:	Priority: 3	UA: ST
Work Phase/Year	Funding Source	Cost Estimate	Contingency (10%)	Federal Share
C	LSRP	\$20,000	\$22,000	\$22,000
FFY 2021				
STIP Line Item	Non-Federal Total	Total Cost	Total Contingency	Federal Total
Y	\$0	\$20,000	\$22,000	\$22,000

Tangipahoa

FFY 22 (Federal Fiscal Year 10/1/21 - 9/30/22)

Project No.: *		Project Title: Wardline Rd. (N. Baptist Rd. Durbin Rd.)		
Parish: Tangipahoa		Type of Improvement: Pavement Rehab		
Sponsor: Tangipahoa		Construction Year: FFY 22 (Federal Fiscal Year 10/1/21 - 9/30/22)		
Category:	Length:	Route:	Priority: 3	UA:
Work Phase/Year	Funding Source	Cost Estimate	Contingency (10%)	Federal Share
C	STP<200K	\$516,000	\$567,600	\$454,080
FFY 2022				
STIP Line Item	Non-Federal Total	Total Cost	Total Contingency	Federal Total
	\$113,520	\$516,000	\$567,600	\$454,080

* Project is listed for information only and not included in STIP until Stage 0 is complete and/or project number is assigned.

Tangipahoa

FFY 22 (Federal Fiscal Year 10/1/21 - 9/30/22)

Project No.: *		Project Title: Rufus Bankston Rd. (Wardline Rd. - LA 1064)		
Parish: Tangipahoa		Type of Improvement: Pavement Rehab		
Sponsor: DOTD		Construction Year: FFY 22 (Federal Fiscal Year 10/1/21 - 9/30/22)		
Category:		Length:	Route:	Priority: 3
				UA: ST
Work Phase/Year	Funding Source	Cost Estimate	Contingency (10%)	Federal Share
C	STP<200K	\$744,000	\$818,400	\$654,720
FFY 2022				
STIP Line Item	Non-Federal Total	Total Cost	Total Contingency	Federal Total
	\$163,680	\$744,000	\$818,400	\$654,720

* Project is listed for information only and not included in STIP until Stage 0 is complete and/or project number is assigned.

Tangipahoa

FFY 22 (Federal Fiscal Year 10/1/21 - 9/30/22)

Project No.: *		Project Title: Hammond Bike Routes		
Parish: Tangipahoa		Type of Improvement: Bike Routes in hammond		
Sponsor: Hammond		Construction Year: FFY 22 (Federal Fiscal Year 10/1/21 - 9/30/22)		
Category:		Length:	Route:	Priority: 2 4
		UA: ST		
Work Phase/Year	Funding Source	Cost Estimate	Contingency (10%)	Federal Share
C	STP<200K	\$1,000,000	\$1,100,000	\$880,000
FFY 2022				
STIP Line Item	Non-Federal Total	Total Cost	Total Contingency	Federal Total
	\$220,000	\$1,000,000	\$1,100,000	\$880,000

* Project is listed for information only and not included in STIP until Stage 0 is complete and/or project number is assigned.

Tangipahoa

FFY 22 (Federal Fiscal Year 10/1/21 - 9/30/22)

Project No.: H.010289		Project Title: LA 22 Roundabout Dunson/Ridgedell		
Parish: Tangipahoa		Type of Improvement: Construct Roundabout		
Sponsor: DOTD		Construction Year: FFY 22 (Federal Fiscal Year 10/1/21 - 9/30/22)		
Category: Safety		Length: .38	Route: LA 22	Priority: 1
		UA: ST		
Work Phase/Year	Funding Source	Cost Estimate	Contingency (10%)	Federal Share
C	HSIP	\$1,000,000	\$1,100,000	\$1,100,000
FFY 2022				
E				
STIP Line Item	Non-Federal Total	Total Cost	Total Contingency	Federal Total
	\$0	\$1,000,000	\$1,100,000	\$1,100,000

2019 Tangipahoa Transportation Improvement Program - Transit Element

Project	Cost	Section 5307	Section 5310	Section 5311	Total Federal	Local Match	Comments
Operating Assistance (Urban)	\$660,000	\$330,000			\$330,000	\$330,000	
Bus Stop and Bus Facilities	\$150,000	\$120,000			\$120,000	\$30,000	
Transit Associated Improvements	\$312,500	\$250,000			\$250,000	\$62,500	
Vehicle Replacement	\$277,500	\$250,000			\$250,000	\$62,500	
Total	\$1,400,000.0	\$950,000.0	\$0.0	\$0.0	\$950,000.0	\$485,000.0	

2020 Tangipahoa Transportation Improvement Program - Transit Element

Project	Cost	Section 5307	Section 5310	Section 5311	Total Federal	Local Match	Comments
Operating Assistance (Urban)	\$660,000	\$330,000			\$330,000	\$330,000	
Bus Stop and Bus Facilities	\$150,000	\$120,000			\$120,000	\$30,000	
Transit Associated Improvements	\$312,500	\$250,000			\$250,000	\$62,500	
Vehicle Replacement	\$277,500	\$250,000			\$250,000	\$62,500	
Total	\$1,400,000.0	\$950,000.0	\$0.0	\$0.0	\$950,000.0	\$485,000.0	

2021 Tangipahoa Transportation Improvement Program - Transit Element

Project	Cost	Section 5307	Section 5310	Section 5311	Total Federal	Local Match	Comments
Operating Assistance (Urban)	\$660,000	\$330,000			\$330,000	\$330,000	
Bus Stop and Bus Facilities	\$150,000	\$120,000			\$120,000	\$30,000	
Transit Associated Improvements	\$312,500	\$250,000			\$250,000	\$62,500	
Vehicle Replacement	\$277,500	\$250,000			\$250,000	\$62,500	
Total	\$1,400,000.0	\$950,000.0	\$0.0	\$0.0	\$950,000.0	\$485,000.0	

2022 Tangipahoa Transportation Improvement Program - Transit Element

Project	Cost	Section 5307	Section 5310	Section 5311	Total Federal	Local Match	Comments
Operating Assistance (Urban)	\$660,000	\$330,000			\$330,000	\$330,000	
Bus Stop and Bus Facilities	\$150,000	\$120,000			\$120,000	\$30,000	
Transit Associated Improvements	\$312,500	\$250,000			\$250,000	\$62,500	
Vehicle Replacement	\$277,500	\$250,000			\$250,000	\$62,500	
Total	\$1,400,000.0	\$950,000.0	\$0.0	\$0.0	\$950,000.0	\$485,000.0	

DOTD Annual Line Items

Project: L.000038 PLANNING, TRAINING AND RESEARCH

Route: Cntrl Section: -

Urbanized Area: LINE ITEMS

Beg. Log Mile:

0.00

End Log Mile:

0.00

Parish: Off-System Road:

Status		Type Improvement			Work Type	
		HANDLED THROUGH OPERATING BUDGET			OTHER / MISCELLANEOUS,	
Project Phase	Project Cost	Tot Cost(w/CE&I+IDC)	Federal Share	Fund	Year	Sponsor
Feasibility	\$9,000,000.00	\$9,000,000.00	\$9,000,000.00	CM	2019	
	\$20,000.00	\$20,000.00	\$16,000.00	DEMO	2019	
	\$6,500,000.00	\$6,500,000.00	\$6,500,000.00	HSIPPEN	2019	
	\$400,000.00	\$400,000.00	\$200,000.00	LTAP	2019	
	\$7,000,000.00	\$7,000,000.00	\$5,600,000.00	SPR MAND	2019	
	\$19,000,000.00	\$19,000,000.00	\$15,200,000.00	SPR OPT	2019	
	\$10,000,000.00	\$10,000,000.00	\$0.00	STCASH	2019	
	\$380,000.00	\$380,000.00	\$304,000.00	STP<200K	2019	
	\$4,500,000.00	\$4,500,000.00	\$3,600,000.00	STP<5K	2019	
	\$500,000.00	\$500,000.00	\$400,000.00	STP>200K	2019	
	\$8,000,000.00	\$8,000,000.00	\$8,000,000.00	CM	2020	
	\$5,500,000.00	\$5,500,000.00	\$5,500,000.00	HSIPPEN	2020	
	\$400,000.00	\$400,000.00	\$200,000.00	LTAP	2020	
	\$7,000,000.00	\$7,000,000.00	\$5,600,000.00	SPR MAND	2020	
	\$19,000,000.00	\$19,000,000.00	\$15,200,000.00	SPR OPT	2020	
	\$400,000.00	\$400,000.00	\$0.00	STCASH	2020	
	\$400,000.00	\$400,000.00	\$320,000.00	STP<200K	2020	
	\$500,000.00	\$500,000.00	\$400,000.00	STP>200K	2020	
	\$2,000,000.00	\$2,000,000.00	\$2,000,000.00	STPFLEX	2020	
	\$8,000,000.00	\$8,000,000.00	\$8,000,000.00	CM	2021	
	\$60,000.00	\$60,000.00	\$48,000.00	DEMO	2021	
	\$1,000,000.00	\$1,000,000.00	\$1,000,000.00	HSIPPEN	2021	
	\$400,000.00	\$400,000.00	\$200,000.00	LTAP	2021	
	\$7,000,000.00	\$7,000,000.00	\$5,600,000.00	SPR MAND	2021	
	\$19,000,000.00	\$19,000,000.00	\$15,200,000.00	SPR OPT	2021	
	\$400,000.00	\$400,000.00	\$0.00	STCASH	2021	
	\$400,000.00	\$400,000.00	\$320,000.00	STP<200K	2021	
	\$6,500,000.00	\$6,500,000.00	\$5,200,000.00	STP<5K	2021	
	\$440,000.00	\$440,000.00	\$352,000.00	STP>200K	2021	
	\$6,500,000.00	\$6,500,000.00	\$6,500,000.00	HSIPPEN	2022	
	\$400,000.00	\$400,000.00	\$200,000.00	LTAP	2022	
	\$9,000,000.00	\$9,000,000.00	\$9,000,000.00	NHPP	2022	
	\$7,000,000.00	\$7,000,000.00	\$5,600,000.00	SPR MAND	2022	
	\$19,000,000.00	\$19,000,000.00	\$15,200,000.00	SPR OPT	2022	
	\$400,000.00	\$400,000.00	\$0.00	STCASH	2022	
	\$400,000.00	\$400,000.00	\$320,000.00	STP<200K	2022	
	\$500,000.00	\$500,000.00	\$400,000.00	STP>200K	2022	
Total Cost	\$186,900,000.00	\$186,900,000.00	\$151,180,000.00			

DOTD Annual Line Items

Project: L.000039 ACCELERATED LOADING FACILITY

Route: Cntrl Section: -

Urbanized Area: LINE ITEMS

Beg. Log Mile:

0.00

End Log Mile:

0.00

Parish: Off-System Road:

Status		Type Improvement			Work Type	
		CONSTRUCT TEST SECTIONS			OTHER / MISCELLANEOUS,	
Project Phase	Project Cost	Tot Cost(w/CE&I+IDC)	Federal Share	Fund	Year	Sponsor
Construction	\$50,000.00	\$55,000.00	\$44,000.00	STPFLEX STPFLEX	2019	
	\$50,000.00	\$55,000.00	\$44,000.00	STPFLEX STPFLEX	2020	
	\$50,000.00	\$55,000.00	\$44,000.00		2021	
	\$50,000.00	\$55,000.00	\$44,000.00		2022	
Total Cost	\$200,000.00	\$220,000.00	\$176,000.00			

Project: L.000040 FEDERAL BRIDGE INSPECTION PROGRAMS

Route: Cntrl Section: -

Urbanized Area: LINE ITEMS

Beg. Log Mile:

0.00

End Log Mile:

0.00

Parish: Off-System Road:

Status		Type Improvement			Work Type	
		INSPECTIONS, RATINGS, LOAD FACTORS			PRESERVATION, BRIDGE (ON SYSTEM)	
Project Phase	Project Cost	Tot Cost(w/CE&I+IDC)	Federal Share	Fund	Year	Sponsor
Feasibility	\$200,000.00	\$200,000.00	\$160,000.00	STPFLEX	2019	
Design (Engineering)	\$200,000.00	\$200,000.00	\$200,000.00	DEMO	2020	
Construction	\$300,000.00	\$300,000.00	\$270,000.00	NHPP	2020	
	\$4,500,000.00	\$4,500,000.00	\$3,600,000.00	STPFLEX	2020	
	\$1,000,000.00	\$1,000,000.00	\$800,000.00	FBROFF	2021	
	\$4,000,000.00	\$4,000,000.00	\$3,200,000.00	STPFLEX	2021	
	\$5,000,000.00	\$5,000,000.00	\$4,000,000.00	STPFLEX	2022	
	\$5,500,000.00	\$5,500,000.00	\$4,400,000.00	STPFLEX	2019	
	\$100,000.00	\$100,000.00	\$80,000.00	STPFLEX	2020	
	\$200,000.00	\$200,000.00	\$160,000.00	STPFLEX	2021	
	\$500,000.00	\$550,000.00	\$440,000.00	STPFLEX	2019	
	\$100,000.00	\$110,000.00	\$88,000.00	STPFLEX	2020	
	\$100,000.00	\$110,000.00	\$88,000.00	STPFLEX	2021	
	\$100,000.00	\$110,000.00	\$88,000.00	STPFLEX	2022	
Total Cost	\$21,800,000.00	\$21,880,000.00	\$17,574,000.00			

DOTD Annual Line Items

Project: L.000046 MISC STP ENHANCEMENT PROJECTS

Route: Cntrl Section: -

Urbanized Area: LINE ITEMS

Beg. Log Mile:

0.00

End Log Mile:

0.00

Parish: Off-System Road:

Project Phase	Project Cost	Tot Cost(w/CE&I+IDC)	Federal Share	Fund	Year	Sponsor
Construction	\$500,000.00	\$550,000.00	\$0.00	LOCAL	2019	
	\$1,500,000.00	\$1,650,000.00	\$0.00	STCASH	2019	
	\$2,000,000.00	\$2,200,000.00	\$2,090,000.00	TAP<200K	2019	
	\$1,000,000.00	\$1,100,000.00	\$1,045,000.00	TAP<5K	2019	
	\$4,000,000.00	\$4,400,000.00	\$4,180,000.00	TAP>200K	2019	
	\$2,000,000.00	\$2,200,000.00	\$2,090,000.00	TAPFLEX	2019	
	\$1,000,000.00	\$1,100,000.00	\$0.00	LOCAL	2020	
	\$3,000,000.00	\$3,300,000.00	\$3,135,000.00	STPENH	2020	
	\$500,000.00	\$550,000.00	\$440,000.00	TAP<200K	2020	
	\$500,000.00	\$550,000.00	\$440,000.00	TAP<5K	2020	
	\$4,000,000.00	\$4,400,000.00	\$3,520,000.00	TAP>200K	2020	
	\$1,000,000.00	\$1,100,000.00	\$880,000.00	TAPFLEX	2020	
	\$100,000.00	\$110,000.00	\$0.00	LOCAL	2021	
	\$1,500,000.00	\$1,650,000.00	\$0.00	STCASH	2021	
	\$350,000.00	\$385,000.00	\$365,750.00	STPENH	2021	
	\$2,000,000.00	\$2,200,000.00	\$1,760,000.00	TAP<200K	2021	
	\$1,300,000.00	\$1,430,000.00	\$1,144,000.00	TAP<5K	2021	
	\$4,000,000.00	\$4,400,000.00	\$3,520,000.00	TAP>200K	2021	
	\$1,500,000.00	\$1,650,000.00	\$1,320,000.00	TAPFLEX	2021	
	\$500,000.00	\$550,000.00	\$0.00	LOCAL	2022	
	\$300,000.00	\$330,000.00	\$264,000.00	STPFLEX	2022	
	\$3,000,000.00	\$3,300,000.00	\$2,640,000.00	TAP<200K	2022	
	\$2,000,000.00	\$2,200,000.00	\$1,760,000.00	TAP<5K	2022	
	\$3,000,000.00	\$3,300,000.00	\$2,640,000.00	TAP>200K TAPFLEX	2022	
	\$700,000.00	\$770,000.00	\$616,000.00		2022	
	Total Cost	\$41,250,000.00	\$45,375,000.00	\$33,849,750.00		

DOTD Annual Line Items

Project: L.000047 MISC NATIONAL TRAILS PROJECTS

Route: Cntrl Section: -

Urbanized Area: LINE ITEMS

Beg. Log Mile:

0.00

End Log Mile:

0.00

Parish: Off-System Road:

Project Phase	Project Cost	Tot Cost(w/CE&I+IDC)	Federal Share	Fund	Year	Sponsor
Feasibility	\$150,000.00	\$150,000.00	\$120,000.00	RTP	2019	
Design (Engineering)	\$240,000.00	\$240,000.00	\$192,000.00	RTP	2020	
Construction	\$150,000.00	\$150,000.00	\$120,000.00	RTP	2021	
	\$150,000.00	\$150,000.00	\$120,000.00	RTP	2022	
	\$25,000.00	\$25,000.00	\$20,000.00	RTP	2019	
	\$25,000.00	\$25,000.00	\$20,000.00	RTP	2020	
	\$25,000.00	\$25,000.00	\$20,000.00	RTP	2021	
	\$25,000.00	\$25,000.00	\$20,000.00	RTP	2022	
	\$1,500,000.00	\$1,650,000.00	\$1,320,000.00	RTP	2019	
	\$1,500,000.00	\$1,650,000.00	\$1,320,000.00	RTP	2020	
	\$500,000.00	\$550,000.00	\$0.00	LOCAL	2021	
	\$2,100,000.00	\$2,310,000.00	\$1,848,000.00	RTP	2021	
	\$500,000.00	\$550,000.00	\$0.00	LOCAL	2022	
	\$1,500,000.00	\$1,650,000.00	\$1,320,000.00	RTP	2022	
Total Cost	\$8,390,000.00	\$9,150,000.00	\$6,440,000.00			

DOTD Annual Line Items

Project: L.000048 SCENIC BYWAYS OF LA

Route: Cntrl Section: -

Urbanized Area: LINE ITEMS

Beg. Log Mile:

0.00

End Log Mile:

0.00

Parish: Off-System Road:

Project Phase	Project Cost	Tot Cost(w/CE&I+IDC)	Federal Share	Fund	Year	Sponsor
Feasibility	\$350,000.00	\$350,000.00	\$280,000.00	NSB	2019	
Design (Engineering)	\$350,000.00	\$350,000.00	\$280,000.00	NSB	2020	
Construction	\$350,000.00	\$350,000.00	\$280,000.00	NSB	2021	
	\$350,000.00	\$350,000.00	\$280,000.00	NSB	2022	
	\$350,000.00	\$350,000.00	\$280,000.00	NSB	2019	
	\$1,200,000.00	\$1,200,000.00	\$0.00	STCASH	2019	
	\$350,000.00	\$350,000.00	\$280,000.00	NSB	2020	
	\$350,000.00	\$350,000.00	\$280,000.00	NSB	2021	
	\$350,000.00	\$350,000.00	\$280,000.00	NSB	2022	
	\$1,000,000.00	\$1,100,000.00	\$0.00	LOCAL	2019	
	\$5,000,000.00	\$5,500,000.00	\$5,500,000.00	NSB	2019	
	\$1,000,000.00	\$1,100,000.00	\$0.00	STCASH	2019	
	\$1,000,000.00	\$1,100,000.00	\$1,100,000.00	STPFLEX	2019	
	\$450,000.00	\$495,000.00	\$396,000.00	NSB	2020	
	\$450,000.00	\$495,000.00	\$396,000.00	NSB	2021	
	\$450,000.00	\$495,000.00	\$396,000.00	NSB	2022	
Total Cost	\$13,350,000.00	\$14,285,000.00	\$10,028,000.00			

Project: L.000049 INDIAN RESERVATION ROADS

Route: Cntrl Section: -

Urbanized Area: LINE ITEMS

Beg. Log Mile:

0.00

End Log Mile:

0.00

Parish: Off-System Road:

Project Phase	Project Cost	Tot Cost(w/CE&I+IDC)	Federal Share	Fund	Year	Sponsor
Design (Engineering)	\$20,000.00	\$20,000.00	\$16,000.00	FLH	2019	
Construction	\$20,000.00	\$20,000.00	\$16,000.00	FLH	2020	
	\$20,000.00	\$20,000.00	\$16,000.00	FLH	2021	
	\$20,000.00	\$20,000.00	\$16,000.00	FLH	2022	
	\$400,000.00	\$440,000.00	\$352,000.00	FLH	2019	
	\$400,000.00	\$440,000.00	\$352,000.00	FLH	2020	
	\$400,000.00	\$440,000.00	\$352,000.00	FLH	2021	
	\$400,000.00	\$440,000.00	\$352,000.00	FLH	2022	
Total Cost	\$1,680,000.00	\$1,840,000.00	\$1,472,000.00			

DOTD Annual Line Items

Project: L.000050 LA PUBLIC LANDS HIGHWAY PROGRAM

Route: Cntrl Section: -

Urbanized Area: LINE ITEMS

Beg. Log Mile:

0.00

End Log Mile:

0.00

Parish: Off-System Road:

Project Phase	Project Cost	Tot Cost(w/CE&I+IDC)	Federal Share	Fund	Year	Sponsor
Construction	\$5,000,000.00	\$5,500,000.00	\$4,400,000.00	FLH	2019	
	\$5,000,000.00	\$5,500,000.00	\$4,400,000.00	FLH	2020	
	\$5,000,000.00	\$5,500,000.00	\$4,400,000.00	FLH	2021	
	\$5,000,000.00	\$5,500,000.00	\$4,400,000.00	FLH	2022	
Total Cost	\$20,000,000.00	\$22,000,000.00	\$17,600,000.00			

Project: L.000051 OVERLAY OR SURFACE REPAIR ON INTERSTATE

Route: Cntrl Section: -

Urbanized Area: LINE ITEMS

Beg. Log Mile:

0.00

End Log Mile:

0.00

Parish: Off-System Road:

Project Phase	Project Cost	Tot Cost(w/CE&I+IDC)	Federal Share	Fund	Year	Sponsor
Environmental	\$50,000.00	\$50,000.00	\$45,000.00	NHPP	2019	
Design (Engineering)	\$50,000.00	\$50,000.00	\$45,000.00	NHPP	2020	
Construction	\$50,000.00	\$50,000.00	\$45,000.00	NHPP	2021	
	\$50,000.00	\$50,000.00	\$45,000.00	NHPP	2022	
	\$1,000,000.00	\$1,000,000.00	\$900,000.00	NHPP	2019	
	\$1,000,000.00	\$1,000,000.00	\$900,000.00	NHPP	2020	
	\$1,000,000.00	\$1,000,000.00	\$900,000.00	NHPP	2021	
	\$1,000,000.00	\$1,000,000.00	\$900,000.00	NHPP	2022	
	\$11,250,000.00	\$12,375,000.00	\$11,137,500.00	NHPP	2019	
	\$5,000,000.00	\$5,500,000.00	\$4,950,000.00	STP<5K	2019	
	\$13,000,000.00	\$14,300,000.00	\$12,870,000.00	STP>200K	2019	
	\$750,000.00	\$825,000.00	\$660,000.00	STPFLEX	2019	
	\$500,000.00	\$550,000.00	\$440,000.00	DEMO	2020	
	\$15,400,000.00	\$16,940,000.00	\$15,246,000.00	NHPP	2020	
	\$1,500,000.00	\$1,650,000.00	\$1,485,000.00	STPFLEX	2020	
	\$30,000,000.00	\$33,000,000.00	\$29,700,000.00	NHPP	2021	
	\$30,000,000.00	\$33,000,000.00	\$29,700,000.00	NHPP	2022	
Total Cost	\$111,600,000.00	\$122,340,000.00	\$109,968,500.00			

DOTD Annual Line Items

Project: L.000053 STATEWIDE OVERLAY PROGRAM

Route: Cntrl Section: -

Urbanized Area: LINE ITEMS

Beg. Log Mile:

0.00

End Log Mile:

0.00

Parish: Off-System Road:

Project Phase	Project Cost	Tot Cost(w/CE&I+IDC)	Federal Share	Fund	Year	Sponsor
Environmental Right of Way	\$50,000.00	\$50,000.00	\$40,000.00	STPFLEX	2019	
Utility Relocation	\$50,000.00	\$50,000.00	\$40,000.00	STPFLEX	2020	
Design (Engineering)	\$50,000.00	\$50,000.00	\$40,000.00	STPFLEX	2021	
Construction	\$50,000.00	\$50,000.00	\$40,000.00	STPFLEX	2022	
	\$100,000.00	\$100,000.00	\$80,000.00	STPFLEX	2019	
	\$100,000.00	\$100,000.00	\$80,000.00	STPFLEX	2020	
	\$100,000.00	\$100,000.00	\$80,000.00	STPFLEX	2021	
	\$100,000.00	\$100,000.00	\$80,000.00	STPFLEX	2022	
	\$1,125,000.00	\$1,125,000.00	\$1,000,000.00	NHPP	2019	
	\$475,000.00	\$475,000.00	\$460,000.00	STPFLEX	2019	
	\$100,000.00	\$100,000.00	\$80,000.00	STPFLEX	2020	
	\$100,000.00	\$100,000.00	\$80,000.00	STPFLEX	2021	
	\$400,000.00	\$400,000.00	\$320,000.00	STPFLEX	2022	
	\$150,000.00	\$150,000.00	\$120,000.00	NHPP	2019	
	\$150,000.00	\$150,000.00	\$120,000.00	STPFLEX	2019	
	\$150,000.00	\$150,000.00	\$120,000.00	NHPP	2020	
	\$150,000.00	\$150,000.00	\$120,000.00	STPFLEX	2020	
	\$50,000.00	\$50,000.00	\$40,000.00	NHPP	2021	
	\$350,000.00	\$350,000.00	\$280,000.00	STPFLEX	2021	
	\$150,000.00	\$150,000.00	\$120,000.00	NHPP	2022	
	\$150,000.00	\$150,000.00	\$120,000.00	STPFLEX	2022	
	\$1,500,000.00	\$1,650,000.00	\$1,485,000.00	HSIP	2019	
	\$10,000,000.00	\$11,000,000.00	\$0.00	NFA	2019	
	\$18,500,000.00	\$20,350,000.00	\$16,280,000.00	NHPP	2019	
	\$100,000.00	\$110,000.00	\$0.00	SATRANS	2019	
	\$15,000,000.00	\$16,500,000.00	\$0.00	STBONDS	2019	
	\$1,000,000.00	\$1,100,000.00	\$0.00	STCASH	2019	
	\$1,500,000.00	\$1,650,000.00	\$1,320,000.00	STP<200K	2019	
	\$11,000,000.00	\$12,100,000.00	\$9,680,000.00	STP<5K	2019	
	\$64,000,000.00	\$70,400,000.00	\$56,320,000.00	STPFLEX	2019	
	\$500,000.00	\$550,000.00	\$495,000.00	HSIP	2020	
	\$10,000,000.00	\$11,000,000.00	\$0.00	NFA	2020	
	\$24,000,000.00	\$26,400,000.00	\$21,120,000.00	NHPP	2020	
	\$5,000,000.00	\$5,500,000.00	\$0.00	STBONDS	2020	
	\$5,000,000.00	\$5,500,000.00	\$0.00	STCASH	2020	
	\$3,000,000.00	\$3,300,000.00	\$2,640,000.00	STP<200K	2020	
	\$2,000,000.00	\$2,200,000.00	\$1,760,000.00	STP<5K	2020	
	\$72,000,000.00	\$79,200,000.00	\$63,360,000.00	STPFLEX	2020	
	\$1,000,000.00	\$1,100,000.00	\$880,000.00	DEMO	2021	
	\$500,000.00	\$550,000.00	\$495,000.00	HSIP	2021	
	\$10,000,000.00	\$11,000,000.00	\$0.00	NFA	2021	
	\$27,000,000.00	\$29,700,000.00	\$23,760,000.00	NHPP	2021	
	\$5,000,000.00	\$5,500,000.00	\$0.00	STBONDS	2021	
	\$1,000,000.00	\$1,100,000.00	\$0.00	STCASH	2021	
	\$22,900,000.00	\$25,190,000.00	\$20,152,000.00	STP<5K	2021	

DOTD Annual Line Items

	\$75,500,000.00	\$83,050,000.00	\$66,440,000.00	STPFLEX	2021	
	\$1,000,000.00	\$1,100,000.00	\$880,000.00	DEMO	2022	
	\$3,500,000.00	\$3,850,000.00	\$3,465,000.00	HSIP	2022	
	\$10,000,000.00	\$11,000,000.00	\$0.00	NFA	2022	
	\$20,000,000.00	\$22,000,000.00	\$17,600,000.00	NHPP	2022	
	\$5,000,000.00	\$5,500,000.00	\$0.00	STBONDS	2022	
	\$6,500,000.00	\$7,150,000.00	\$5,720,000.00	STP<5K	2022	
Construction	\$60,000,000.00	\$66,000,000.00	\$52,800,000.00	STPFLEX	2022	
Total Cost	\$497,100,000.00	\$546,400,000.00	\$370,112,000.00			

Project: L.000054 ROAD PREVENTIVE MAINTENANCE PROGRAM

Route: Cntrl Section: -

Urbanized Area: LINE ITEMS

Beg. Log Mile:

0.00

End Log Mile:

0.00

Parish: Off-System Road:

Project Phase	Project Cost	Tot Cost(w/CE&I+IDC)	Federal Share	Fund	Year	Sponsor
Utility Relocation	\$400,000.00	\$400,000.00	\$400,000.00	STPFLEX	2019	
Construction	\$400,000.00	\$400,000.00	\$400,000.00	STPFLEX	2020	
	\$500,000.00	\$500,000.00	\$500,000.00	RAIL PD	2021	
	\$400,000.00	\$400,000.00	\$400,000.00	STPFLEX	2022	
	\$500,000.00	\$550,000.00	\$495,000.00	NFA	2019	
	\$2,000,000.00	\$2,200,000.00	\$1,760,000.00	NHPP	2019	
	\$11,000,000.00	\$12,100,000.00	\$9,680,000.00	STPFLEX	2019	
	\$500,000.00	\$550,000.00	\$440,000.00	NFA	2020	
	\$6,500,000.00	\$7,150,000.00	\$5,720,000.00	NHPP	2020	
	\$1,000,000.00	\$1,100,000.00	\$880,000.00	STP<200K	2020	
	\$5,000,000.00	\$5,500,000.00	\$4,400,000.00	STPFLEX	2020	
	\$500,000.00	\$550,000.00	\$495,000.00	NFA	2021	
	\$500,000.00	\$550,000.00	\$440,000.00	NHPP	2021	
	\$10,000,000.00	\$11,000,000.00	\$8,800,000.00	STPFLEX	2021	
	\$500,000.00	\$550,000.00	\$495,000.00	NFA	2022	
	\$2,000,000.00	\$2,200,000.00	\$1,760,000.00	NHPP	2022	
	\$6,000,000.00	\$6,600,000.00	\$5,280,000.00	STPFLEX	2022	
Total Cost	\$47,700,000.00	\$52,300,000.00	\$42,345,000.00			

DOTD Annual Line Items

Project: L.000055 RAILROAD CROSSING IMPROVEMENTS

Route: Cntrl Section: -

Urbanized Area: LINE ITEMS

Beg. Log Mile:

0.00

End Log Mile:

0.00

Parish: Off-System Road:

Project Phase	Project Cost	Tot Cost(w/CE&I+IDC)	Federal Share	Fund	Year	Sponsor
Feasibility Environmental Right	\$50,000.00	\$50,000.00	\$40,000.00	STCASH	2019	
of Way Utility Relocation	\$50,000.00	\$50,000.00	\$40,000.00	STCASH	2020	
Design (Engineering)	\$50,000.00	\$50,000.00	\$40,000.00	STCASH	2021	
Construction	\$50,000.00	\$50,000.00	\$40,000.00	STCASH	2022	
	\$50,000.00	\$50,000.00	\$40,000.00	STCASH	2019	
	\$50,000.00	\$50,000.00	\$40,000.00	STCASH	2020	
	\$50,000.00	\$50,000.00	\$40,000.00	STCASH	2021	
	\$50,000.00	\$50,000.00	\$40,000.00	STCASH	2022	
	\$50,000.00	\$50,000.00	\$40,000.00	STCASH	2019	
	\$50,000.00	\$50,000.00	\$40,000.00	STCASH	2020	
	\$50,000.00	\$50,000.00	\$40,000.00	STCASH	2021	
	\$50,000.00	\$50,000.00	\$40,000.00	STCASH	2022	
	\$150,000.00	\$150,000.00	\$120,000.00	STCASH	2019	
	\$150,000.00	\$150,000.00	\$120,000.00	STCASH	2020	
	\$150,000.00	\$150,000.00	\$120,000.00	STCASH	2021	
	\$150,000.00	\$150,000.00	\$120,000.00	STCASH	2022	
	\$100,000.00	\$100,000.00	\$80,000.00	STCASH	2019	
	\$100,000.00	\$100,000.00	\$80,000.00	STCASH	2020	
	\$100,000.00	\$100,000.00	\$80,000.00	STCASH	2021	
	\$100,000.00	\$100,000.00	\$80,000.00	STCASH	2022	
	\$1,500,000.00	\$1,650,000.00	\$0.00	LOCAL	2019	
	\$7,500,000.00	\$8,250,000.00	\$6,600,000.00	STCASH	2019	
	\$1,500,000.00	\$1,650,000.00	\$0.00	LOCAL	2020	
	\$7,500,000.00	\$8,250,000.00	\$6,600,000.00	STCASH	2020	
	\$1,500,000.00	\$1,650,000.00	\$0.00	LOCAL	2021	
	\$7,500,000.00	\$8,250,000.00	\$6,600,000.00	STCASH	2021	
	\$1,500,000.00	\$1,650,000.00	\$0.00	LOCAL	2022	
	\$7,500,000.00	\$8,250,000.00	\$6,600,000.00	STCASH	2022	
Total Cost	\$37,600,000.00	\$41,200,000.00	\$27,680,000.00			

DOTD Annual Line Items

Project: L.000056 MISC HAZARD ELIMINATION AND SAFETY

Route: Cntrl Section: -

Urbanized Area: LINE ITEMS

Beg. Log Mile:

0.00

End Log Mile:

0.00

Parish: Off-System Road:

Project Phase	Project Cost	Tot Cost(w/CE&I+IDC)	Federal Share	Fund	Year	Sponsor
Feasibility	\$100,000.00	\$100,000.00	\$90,000.00	HSIP	2019	
Environmental	\$200,000.00	\$200,000.00	\$200,000.00	HSIPPEN	2019	
Right of Way	\$100,000.00	\$100,000.00	\$90,000.00	HSIP	2020	
Utility Relocation	\$1,100,000.00	\$1,100,000.00	\$1,100,000.00	HSIPPEN	2020	
Design (Engineering)	\$350,000.00	\$350,000.00	\$0.00	STCASH	2020	
	\$100,000.00	\$100,000.00	\$90,000.00	HSIP	2021	
	\$800,000.00	\$800,000.00	\$800,000.00	HSIPPEN	2021	
	\$350,000.00	\$350,000.00	\$350,000.00	STCASH	2021	
	\$100,000.00	\$100,000.00	\$90,000.00	HSIP	2022	
	\$2,500,000.00	\$2,500,000.00	\$2,500,000.00	HSIPPEN	2022	
	\$500,000.00	\$500,000.00	\$0.00	STCASH	2022	
	\$150,000.00	\$150,000.00	\$135,000.00	HSIP	2019	
	\$50,000.00	\$50,000.00	\$50,000.00	HSIPPEN	2019	
	\$150,000.00	\$150,000.00	\$135,000.00	HSIP	2020	
	\$50,000.00	\$50,000.00	\$50,000.00	HSIPPEN	2020	
	\$150,000.00	\$150,000.00	\$135,000.00	HSIP	2021	
	\$50,000.00	\$50,000.00	\$50,000.00	HSIPPEN	2021	
	\$65,000.00	\$65,000.00	\$0.00	SATRANS	2021	
	\$150,000.00	\$150,000.00	\$135,000.00	HSIP	2022	
	\$50,000.00	\$50,000.00	\$50,000.00	HSIPPEN	2022	
	\$2,000,000.00	\$2,000,000.00	\$1,800,000.00	HSIP	2019	
	\$1,000,000.00	\$1,000,000.00	\$1,000,000.00	HSIPPEN	2019	
	\$100,000.00	\$100,000.00	\$0.00	SATRANS	2019	
	\$2,600,000.00	\$2,600,000.00	\$2,340,000.00	HSIP	2020	
	\$1,000,000.00	\$1,000,000.00	\$1,000,000.00	HSIPPEN	2020	
	\$3,000,000.00	\$3,000,000.00	\$2,700,000.00	HSIP	2021	
	\$1,000,000.00	\$1,000,000.00	\$1,000,000.00	HSIPPEN	2021	
	\$100,000.00	\$100,000.00	\$0.00	SATRANS	2021	
	\$100,000.00	\$100,000.00	\$0.00	STCASH	2021	
	\$2,000,000.00	\$2,000,000.00	\$1,800,000.00	HSIP	2022	
	\$1,000,000.00	\$1,000,000.00	\$1,000,000.00	HSIPPEN	2022	
	\$2,000,000.00	\$2,000,000.00	\$1,800,000.00	HSIP	2019	
	\$1,000,000.00	\$1,000,000.00	\$1,000,000.00	HSIPPEN	2019	
	\$2,000,000.00	\$2,000,000.00	\$1,800,000.00	HSIP	2020	
	\$1,000,000.00	\$1,000,000.00	\$1,000,000.00	HSIPPEN	2020	
	\$2,000,000.00	\$2,000,000.00	\$1,800,000.00	HSIP	2021	
	\$800,000.00	\$800,000.00	\$800,000.00	HSIPPEN	2021	
	\$4,000,000.00	\$4,000,000.00	\$0.00	STCASH	2021	
	\$250,000.00	\$250,000.00	\$200,000.00	STPFLEX	2021	
	\$2,000,000.00	\$2,000,000.00	\$1,800,000.00	HSIP	2022	
	\$1,000,000.00	\$1,000,000.00	\$1,000,000.00	HSIPPEN	2022	
	\$500,000.00	\$500,000.00	\$450,000.00	HSIP	2019	
	\$200,000.00	\$200,000.00	\$200,000.00	HSIPPEN	2019	
	\$800,000.00	\$800,000.00	\$0.00	SATRANS	2019	
	\$500,000.00	\$500,000.00	\$0.00	STCASH	2019	

DOTD Annual Line Items

	\$400,000.00	\$400,000.00	\$360,000.00	HSIP	2020	
	\$450,000.00	\$450,000.00	\$450,000.00	HSIPPEN	2020	
	\$900,000.00	\$900,000.00	\$810,000.00	HSIP	2021	
	\$200,000.00	\$200,000.00	\$200,000.00	HSIPPEN	2021	
	\$500,000.00	\$500,000.00	\$0.00	STCASH	2021	
	\$1,000,000.00	\$1,000,000.00	\$900,000.00	HSIP	2022	
	\$200,000.00	\$200,000.00	\$200,000.00	HSIPPEN	2022	
Construction	\$19,750,000.00	\$21,725,000.00	\$19,552,500.00	HSIP	2019	
	\$10,000,000.00	\$11,000,000.00	\$11,000,000.00	HSIPPEN	2019	
	\$250,000.00	\$275,000.00	\$220,000.00	NHPP	2019	
	\$250,000.00	\$275,000.00	\$0.00	SATRANS	2019	
	\$31,500,000.00	\$34,650,000.00	\$27,720,000.00	HSIP	2020	
	\$100,000.00	\$110,000.00	\$110,000.00	HSIPPEN	2020	
	\$500,000.00	\$550,000.00	\$522,500.00	TAP<5K	2020	
	\$18,500,000.00	\$20,350,000.00	\$18,315,000.00	HSIP	2021	
	\$19,000,000.00	\$20,900,000.00	\$20,900,000.00	HSIPPEN	2021	
	\$1,000,000.00	\$1,100,000.00	\$0.00	STCASH	2021	
	\$5,000,000.00	\$5,500,000.00	\$4,400,000.00	STPFLEX	2021	
	\$500,000.00	\$550,000.00	\$522,500.00	TAP<5K	2021	
	\$23,500,000.00	\$25,850,000.00	\$23,265,000.00	HSIP	2022	
	\$17,000,000.00	\$18,700,000.00	\$18,700,000.00	HSIPPEN	2022	
	\$500,000.00	\$550,000.00	\$440,000.00	NHPP	2022	
	\$500,000.00	\$550,000.00	\$0.00	STCASH	2022	
Total Cost	\$190,515,000.00	\$205,300,000.00	\$179,127,500.00			

Project: L.000057 SOFT SIDE SAFETY

Route: Cntrl Section: -

Urbanized Area: LINE ITEMS

Beg. Log Mile:

0.00

End Log Mile:

0.00

Parish: Off-System Road:

Project Phase	Project Cost	Tot Cost(w/CE&I+IDC)	Federal Share	Fund	Year	Sponsor
Feasibility	\$3,000,000.00	\$3,000,000.00	\$2,700,000.00	HSIP	2019	
	\$750,000.00	\$750,000.00	\$750,000.00	HSIPPEN	2019	
	\$475,000.00	\$475,000.00	\$475,000.00	STCASH	2019	
	\$100,000.00	\$100,000.00	\$90,000.00	HSIP	2020	
	\$750,000.00	\$750,000.00	\$750,000.00	HSIPPEN	2020	
	\$100,000.00	\$100,000.00	\$80,000.00	STPFLEX	2020	
	\$2,900,000.00	\$2,900,000.00	\$2,610,000.00	HSIP	2021	
	\$750,000.00	\$750,000.00	\$750,000.00	HSIPPEN	2021	
	\$100,000.00	\$100,000.00	\$80,000.00	STPFLEX	2021	
	\$2,900,000.00	\$2,900,000.00	\$2,610,000.00	HSIP	2022	
	\$750,000.00	\$750,000.00	\$750,000.00	HSIPPEN	2022	
	\$100,000.00	\$100,000.00	\$80,000.00	STPFLEX	2022	
Total Cost	\$12,675,000.00	\$12,675,000.00	\$11,725,000.00			

DOTD Annual Line Items

Project: L.000060 LOCAL ROADS SAFETY PROGRAM

Route: Cntrl Section: -

Urbanized Area: LINE ITEMS

Beg. Log Mile:

0.00

End Log Mile:

0.00

Parish: Off-System Road:

Project Phase	Project Cost	Tot Cost(w/CE&I+IDC)	Federal Share	Fund	Year	Sponsor
Feasibility	\$100,000.00	\$100,000.00	\$100,000.00	HSIPPEN	2020	
Right of Way Utility Relocation	\$160,000.00	\$160,000.00	\$0.00	STCASH	2020	
Design (Engineering)	\$146,000.00	\$146,000.00	\$146,000.00	HSIPPEN	2021	
Construction	\$160,000.00	\$160,000.00	\$0.00	STCASH	2021	
	\$146,000.00	\$146,000.00	\$146,000.00	HSIPPEN	2022	
	\$160,000.00	\$160,000.00	\$0.00	STCASH	2022	
	\$100,000.00	\$100,000.00	\$80,000.00	HRRR	2019	
	\$100,000.00	\$100,000.00	\$80,000.00	HRRR	2020	
	\$100,000.00	\$100,000.00	\$80,000.00	HRRR	2021	
	\$10,000.00	\$10,000.00	\$8,000.00	HRRR	2022	
	\$40,000.00	\$40,000.00	\$36,000.00	HSIP	2022	
	\$50,000.00	\$50,000.00	\$50,000.00	HSIPPEN	2022	
	\$50,000.00	\$50,000.00	\$0.00	STCASH	2022	
	\$100,000.00	\$100,000.00	\$80,000.00	HRRR	2019	
	\$100,000.00	\$100,000.00	\$80,000.00	HRRR	2020	
	\$100,000.00	\$100,000.00	\$80,000.00	HRRR	2021	
	\$10,000.00	\$10,000.00	\$8,000.00	HRRR	2022	
	\$40,000.00	\$40,000.00	\$36,000.00	HSIP	2022	
	\$50,000.00	\$50,000.00	\$50,000.00	HSIPPEN	2022	
	\$50,000.00	\$50,000.00	\$0.00	STCASH	2022	
	\$100,000.00	\$100,000.00	\$80,000.00	HRRR	2019	
	\$50,000.00	\$50,000.00	\$40,000.00	HRRR	2020	
	\$200,000.00	\$200,000.00	\$200,000.00	HSIPPEN	2020	
	\$75,000.00	\$75,000.00	\$60,000.00	HRRR	2021	
	\$500,000.00	\$500,000.00	\$500,000.00	HSIPPEN	2021	
	\$200,000.00	\$200,000.00	\$200,000.00	STCASH	2021	
	\$10,000.00	\$10,000.00	\$8,000.00	HRRR	2022	
	\$40,000.00	\$40,000.00	\$36,000.00	HSIP	2022	
	\$50,000.00	\$50,000.00	\$50,000.00	HSIPPEN	2022	
	\$50,000.00	\$50,000.00	\$0.00	STCASH	2022	
	\$500,000.00	\$550,000.00	\$440,000.00	HRRR	2019	
	\$100,000.00	\$110,000.00	\$88,000.00	HRRR	2020	
	\$1,000,000.00	\$1,100,000.00	\$1,100,000.00	HSIPPEN	2020	
	\$1,000,000.00	\$1,100,000.00	\$880,000.00	HRRR	2021	
	\$1,000,000.00	\$1,100,000.00	\$990,000.00	HSIP	2021	
	\$900,000.00	\$990,000.00	\$990,000.00	HSIPPEN	2021	
	\$100,000.00	\$110,000.00	\$0.00	LOCAL	2021	
	\$25,000.00	\$27,500.00	\$22,000.00	HRRR	2022	
	\$1,375,000.00	\$1,512,500.00	\$1,361,250.00	HSIP	2022	
	\$1,500,000.00	\$1,650,000.00	\$1,650,000.00	HSIPPEN	2022	
	\$500,000.00	\$550,000.00	\$0.00	LOCAL	2022	
	\$500,000.00	\$550,000.00	\$0.00	STCASH	2022	
Total Cost	\$11,547,000.00	\$12,397,000.00	\$9,755,250.00			

DOTD Annual Line Items

Project: L.000061 SAFE ROUTES TO PUBLIC PLACES PROGRAM

Route: Cntrl Section: -

Urbanized Area: LINE ITEMS

Beg. Log Mile:

0.00

End Log Mile:

0.00

Parish: Off-System Road:

Project Phase	Project Cost	Tot Cost(w/CE&I+IDC)	Federal Share	Fund	Year	Sponsor
Feasibility	\$80,000.00	\$80,000.00	\$80,000.00	SR2S	2019	
Design (Engineering)	\$680,000.00	\$680,000.00	\$680,000.00	SR2S	2020	
Construction	\$80,000.00	\$80,000.00	\$80,000.00	HSIPPEN	2021	
	\$100,000.00	\$100,000.00	\$100,000.00	SR2S	2021	
	\$300,000.00	\$300,000.00	\$0.00	STCASH	2021	
	\$100,000.00	\$100,000.00	\$0.00	SATRANS	2022	
	\$80,000.00	\$80,000.00	\$80,000.00	SR2S	2022	
	\$200,000.00	\$200,000.00	\$0.00	SATRANS	2019	
	\$400,000.00	\$400,000.00	\$400,000.00	SR2S	2019	
	\$150,000.00	\$150,000.00	\$150,000.00	HSIPPEN	2020	
	\$200,000.00	\$200,000.00	\$0.00	SATRANS	2020	
	\$250,000.00	\$250,000.00	\$250,000.00	SR2S	2020	
	\$50,000.00	\$50,000.00	\$0.00	STCASH	2020	
	\$200,000.00	\$200,000.00	\$0.00	SATRANS	2021	
	\$400,000.00	\$400,000.00	\$400,000.00	SR2S	2021	
	\$200,000.00	\$200,000.00	\$200,000.00	STCASH	2021	
	\$200,000.00	\$200,000.00	\$0.00	SATRANS	2022	
	\$200,000.00	\$200,000.00	\$200,000.00	SR2S	2022	
	\$200,000.00	\$200,000.00	\$0.00	STCASH	2022	
	\$1,000,000.00	\$1,100,000.00	\$0.00	SATRANS	2019	
	\$2,000,000.00	\$2,200,000.00	\$2,200,000.00	SR2S	2019	
	\$1,000,000.00	\$1,100,000.00	\$0.00	SATRANS	2020	
	\$2,000,000.00	\$2,200,000.00	\$2,200,000.00	SR2S	2020	
	\$750,000.00	\$825,000.00	\$742,500.00	HSIP	2021	
	\$250,000.00	\$275,000.00	\$275,000.00	HSIPPEN	2021	
	\$1,000,000.00	\$1,100,000.00	\$0.00	SATRANS	2021	
	\$1,000,000.00	\$1,100,000.00	\$1,100,000.00	SR2S	2021	
	\$1,000,000.00	\$1,100,000.00	\$0.00	STCASH	2021	
	\$3,500,000.00	\$3,850,000.00	\$3,850,000.00	HSIPPEN	2022	
	\$1,000,000.00	\$1,100,000.00	\$0.00	SATRANS	2022	
	\$2,000,000.00	\$2,200,000.00	\$2,200,000.00	SR2S	2022	
Total Cost	\$20,570,000.00	\$22,220,000.00	\$15,187,500.00			

DOTD Annual Line Items

Project: L.000062 MOTORIST ASSISTANCE PATROL (MAP)

Route: Cntrl Section: -

Urbanized Area: LINE ITEMS

Beg. Log Mile:

0.00

End Log Mile:

0.00

Parish: Off-System Road:

Project Phase	Project Cost	Tot Cost(w/CE&I+IDC)	Federal Share	Fund	Year	Sponsor
Design (Engineering)	\$50,000.00	\$50,000.00	\$40,000.00	NHPP	2019	
Construction	\$50,000.00	\$50,000.00	\$40,000.00	NHPP	2020	
	\$50,000.00	\$50,000.00	\$40,000.00	NHPP	2021	
	\$50,000.00	\$50,000.00	\$40,000.00	NHPP	2022	
	\$1,250,000.00	\$1,375,000.00	\$1,100,000.00	CM	2019	
	\$1,900,000.00	\$2,090,000.00	\$1,672,000.00	NHPP	2019	
	\$550,000.00	\$605,000.00	\$484,000.00	STP<200K	2019	
	\$550,000.00	\$605,000.00	\$484,000.00	STP>200K	2019	
	\$50,000.00	\$55,000.00	\$44,000.00	CM	2020	
	\$1,900,000.00	\$2,090,000.00	\$1,672,000.00	NHPP	2020	
	\$550,000.00	\$605,000.00	\$484,000.00	STP<200K	2020	
	\$2,350,000.00	\$2,585,000.00	\$2,068,000.00	STP>200K	2020	
	\$1,900,000.00	\$2,090,000.00	\$1,672,000.00	NHPP	2021	
	\$550,000.00	\$605,000.00	\$484,000.00	STP<200K	2021	
	\$2,800,000.00	\$3,080,000.00	\$2,464,000.00	STP>200K	2021	
	\$1,900,000.00	\$2,090,000.00	\$1,672,000.00	NHPP	2022	
	\$550,000.00	\$605,000.00	\$484,000.00	STP<200K	2022	
	\$1,800,000.00	\$1,980,000.00	\$1,584,000.00	STP>200K	2022	
Total Cost	\$18,800,000.00	\$20,660,000.00	\$16,528,000.00			

DOTD Annual Line Items

Project: L.000063 TRAFFIC CONTROL DEVICES PROGRAM

Route: Cntrl Section: -

Urbanized Area: LINE ITEMS

Beg. Log Mile:

0.00

End Log Mile:

0.00

Parish: Off-System Road:

Project Phase	Project Cost	Tot Cost(w/CE&I+IDC)	Federal Share	Fund	Year	Sponsor
Feasibility	\$850,000.00	\$850,000.00	\$850,000.00	NHPP	2019	
Design (Engineering)	\$2,850,000.00	\$2,850,000.00	\$2,850,000.00	STPFLEX	2019	
Construction	\$150,000.00	\$150,000.00	\$150,000.00	NHPP	2020	
	\$1,150,000.00	\$1,150,000.00	\$1,150,000.00	STPFLEX	2020	
	\$350,000.00	\$350,000.00	\$350,000.00	NHPP	2021	
	\$350,000.00	\$350,000.00	\$350,000.00	STPFLEX	2021	
	\$350,000.00	\$350,000.00	\$350,000.00	NHPP	2022	
	\$350,000.00	\$350,000.00	\$350,000.00	STPFLEX	2022	
	\$850,000.00	\$850,000.00	\$850,000.00	NHPP	2019	
	\$50,000.00	\$50,000.00	\$50,000.00	NHPP-E	2019	
	\$250,000.00	\$250,000.00	\$0.00	STCASH	2019	
	\$600,000.00	\$600,000.00	\$600,000.00	STPFLEX	2019	
	\$300,000.00	\$300,000.00	\$300,000.00	NHPP	2020	
	\$600,000.00	\$600,000.00	\$600,000.00	STPFLEX	2020	
	\$600,000.00	\$600,000.00	\$600,000.00	NHPP	2021	
	\$300,000.00	\$300,000.00	\$300,000.00	STPFLEX	2021	
	\$300,000.00	\$300,000.00	\$300,000.00	NHPP	2022	
	\$600,000.00	\$600,000.00	\$600,000.00	STPFLEX	2022	
	\$500,000.00	\$550,000.00	\$55,000.00	HSIP	2019	
	\$9,000,000.00	\$9,900,000.00	\$9,900,000.00	NHPP	2019	
	\$2,500,000.00	\$2,750,000.00	\$0.00	STCASH	2019	
	\$1,500,000.00	\$1,650,000.00	\$1,650,000.00	STPFLEX	2019	
	\$100,000.00	\$110,000.00	\$110,000.00	HSIP	2020	
	\$7,900,000.00	\$8,690,000.00	\$8,690,000.00	NHPP	2020	
	\$8,000,000.00	\$8,800,000.00	\$8,800,000.00	STPFLEX	2020	
	\$500,000.00	\$550,000.00	\$550,000.00	HSIP	2021	
	\$10,000,000.00	\$11,000,000.00	\$11,000,000.00	NHPP	2021	
	\$5,500,000.00	\$6,050,000.00	\$6,050,000.00	STPFLEX	2021	
	\$2,000,000.00	\$2,200,000.00	\$2,200,000.00	HSIP	2022	
	\$7,200,000.00	\$7,920,000.00	\$7,920,000.00	NHPP	2022	
	\$8,000,000.00	\$8,800,000.00	\$8,800,000.00	STPFLEX	2022	
Total Cost	\$73,550,000.00	\$79,820,000.00	\$76,325,000.00			

DOTD Annual Line Items

Project: L.000064 TRANSPORTATION SYSTEMS MANAGEMENT PROG

Route: Cntrl Section: -

Urbanized Area: LINE ITEMS

Beg. Log Mile:

0.00

End Log Mile:

0.00

Parish: Off-System Road:

Project Phase	Project Cost	Tot Cost(w/CE&I+IDC)	Federal Share	Fund	Year	Sponsor
Environmental Right of Way	\$30,000.00	\$30,000.00	\$24,000.00	NHPP	2020	
Utility Relocation	\$20,000.00	\$20,000.00	\$16,000.00	STPFLEX	2020	
Design (Engineering)	\$50,000.00	\$50,000.00	\$40,000.00	STPFLEX	2021	
Construction	\$50,000.00	\$50,000.00	\$40,000.00	STPFLEX	2022	
	\$50,000.00	\$50,000.00	\$40,000.00	STPFLEX	2019	
	\$50,000.00	\$50,000.00	\$40,000.00	STPFLEX	2020	
	\$50,000.00	\$50,000.00	\$40,000.00	STPFLEX	2021	
	\$50,000.00	\$50,000.00	\$40,000.00	STPFLEX	2022	
	\$50,000.00	\$50,000.00	\$40,000.00	STPFLEX	2019	
	\$3,600,000.00	\$3,600,000.00	\$2,880,000.00	STPFLEX	2020	
	\$250,000.00	\$250,000.00	\$250,000.00	RAIL PD	2021	
	\$100,000.00	\$100,000.00	\$80,000.00	STPFLEX	2021	
	\$50,000.00	\$50,000.00	\$40,000.00	STPFLEX	2022	
	\$500,000.00	\$500,000.00	\$400,000.00	NHPP	2021	
	\$500,000.00	\$550,000.00	\$440,000.00	NHPP	2019	
	\$350,000.00	\$385,000.00	\$0.00	STCASH	2019	
	\$1,000,000.00	\$1,100,000.00	\$880,000.00	STP<200K	2019	
	\$500,000.00	\$550,000.00	\$440,000.00	STP<5K	2019	
	\$1,000,000.00	\$1,100,000.00	\$880,000.00	STPFLEX	2019	
	\$1,500,000.00	\$1,650,000.00	\$1,320,000.00	NHPP	2020	
	\$1,000,000.00	\$1,100,000.00	\$880,000.00	STP<200K	2020	
	\$1,000,000.00	\$1,100,000.00	\$880,000.00	STP<5K	2020	
	\$3,500,000.00	\$3,850,000.00	\$3,080,000.00	STPFLEX	2020	
	\$4,500,000.00	\$4,950,000.00	\$3,960,000.00	NHPP	2021	
	\$200,000.00	\$220,000.00	\$176,000.00	STP<200K	2021	
	\$9,000,000.00	\$9,900,000.00	\$7,920,000.00	STPFLEX	2021	
	\$4,000,000.00	\$4,400,000.00	\$3,520,000.00	NHPP	2022	
	\$1,000,000.00	\$1,100,000.00	\$880,000.00	STP<200K	2022	
	\$5,000,000.00	\$5,500,000.00	\$4,400,000.00	STPFLEX	2022	
Total Cost	\$38,950,000.00	\$42,355,000.00	\$33,626,000.00			

DOTD Annual Line Items

Project: L.000065 ITS SYSTEMS (STATEWIDE)

Route: Cntrl Section: -

Urbanized Area: LINE ITEMS

Beg. Log Mile:

0.00

End Log Mile:

0.00

Parish: Off-System Road:

Project Phase	Project Cost	Tot Cost(w/CE&I+IDC)	Federal Share	Fund	Year	Sponsor
Feasibility	\$200,000.00	\$200,000.00	\$160,000.00	NHPP	2019	
Design (Engineering)	\$300,000.00	\$300,000.00	\$0.00	STCASH	2019	
Construction	\$100,000.00	\$100,000.00	\$80,000.00	STPFLEX	2019	
	\$150,000.00	\$150,000.00	\$120,000.00	NHPP	2020	
	\$100,000.00	\$100,000.00	\$80,000.00	STPFLEX	2020	
	\$200,000.00	\$200,000.00	\$160,000.00	NHPP	2021	
	\$400,000.00	\$400,000.00	\$320,000.00	STPFLEX	2021	
	\$100,000.00	\$100,000.00	\$80,000.00	NHPP	2022	
	\$500,000.00	\$500,000.00	\$400,000.00	STPFLEX	2022	
	\$1,000,000.00	\$1,000,000.00	\$800,000.00	NHPP	2019	
	\$500,000.00	\$500,000.00	\$400,000.00	STPFLEX	2019	
	\$1,000,000.00	\$1,000,000.00	\$800,000.00	NHPP	2020	
	\$2,000,000.00	\$2,000,000.00	\$1,600,000.00	STPFLEX	2020	
	\$1,000,000.00	\$1,000,000.00	\$800,000.00	NHPP	2021	
	\$2,000,000.00	\$2,000,000.00	\$1,600,000.00	STPFLEX	2021	
	\$1,000,000.00	\$1,000,000.00	\$800,000.00	NHPP	2022	
	\$2,000,000.00	\$2,000,000.00	\$1,600,000.00	STPFLEX	2022	
	\$2,000,000.00	\$2,200,000.00	\$1,760,000.00	NHPP	2019	
	\$1,500,000.00	\$1,650,000.00	\$1,320,000.00	STPFLEX	2019	
	\$7,000,000.00	\$7,700,000.00	\$6,160,000.00	NHPP	2020	
	\$1,000,000.00	\$1,100,000.00	\$0.00	STCASH	2020	
	\$3,500,000.00	\$3,850,000.00	\$3,080,000.00	STPFLEX	2020	
	\$4,000,000.00	\$4,400,000.00	\$3,520,000.00	NHPP	2021	
	\$3,500,000.00	\$3,850,000.00	\$3,080,000.00	STPFLEX	2021	
	\$6,000,000.00	\$6,600,000.00	\$5,280,000.00	NHPP	2022	
	\$3,500,000.00	\$3,850,000.00	\$3,080,000.00	STPFLEX	2022	
Total Cost	\$44,550,000.00	\$47,750,000.00	\$37,080,000.00			

DOTD Annual Line Items

Project: L.000067 INTERSTATE LIGHTING, ELECTRICAL PROJECTS

Route: Cntrl Section: -

Urbanized Area: LINE ITEMS

Beg. Log Mile:

0.00

End Log Mile:

0.00

Parish: Off-System Road:

Project Phase	Project Cost	Tot Cost(w/CE&I+IDC)	Federal Share	Fund	Year	Sponsor
Design (Engineering)	\$200,000.00	\$200,000.00	\$160,000.00	NHPP	2019	
Construction	\$300,000.00	\$300,000.00	\$240,000.00	NHPP	2020	
	\$800,000.00	\$800,000.00	\$640,000.00	NHPP	2021	
	\$200,000.00	\$200,000.00	\$160,000.00	NHPP	2022	
	\$1,500,000.00	\$1,650,000.00	\$1,485,000.00	NHPP	2019	
	\$3,000,000.00	\$3,300,000.00	\$2,970,000.00	NHPP	2020	
	\$3,000,000.00	\$3,300,000.00	\$2,970,000.00	NHPP	2021	
	\$4,000,000.00	\$4,400,000.00	\$3,960,000.00	NHPP	2022	
Total Cost	\$13,000,000.00	\$14,150,000.00	\$12,585,000.00			

Project: L.000068 ACCESS MANAGEMENT PROJECTS

Route: Cntrl Section: -

Urbanized Area: LINE ITEMS

Beg. Log Mile:

0.00

End Log Mile:

0.00

Parish: Off-System Road:

Status	Type Improvement	Work Type				
		OPER EFFICIENCY/MOTORIST ASSISTANCE, ACCESS MANAGEMENT				
Project Phase	Project Cost	Tot Cost(w/CE&I+IDC)	Federal Share	Fund	Year	Sponsor

DOTD Annual Line Items

Feasibility Environmental Right of Way	\$600,000.00	\$600,000.00	\$480,000.00	NHPP	2019	
Utility Relocation	\$400,000.00	\$400,000.00	\$320,000.00	STPFLEX	2019	
Design (Engineering)	\$300,000.00	\$300,000.00	\$240,000.00	NHPP	2020	
Construction	\$900,000.00	\$900,000.00	\$720,000.00	STPFLEX	2020	
	\$1,650,000.00	\$1,650,000.00	\$1,320,000.00	NHPP	2021	
	\$150,000.00	\$150,000.00	\$120,000.00	STPFLEX	2021	
	\$500,000.00	\$500,000.00	\$400,000.00	NHPP	2022	
	\$100,000.00	\$100,000.00	\$80,000.00	STPFLEX	2022	
	\$50,000.00	\$50,000.00	\$40,000.00	NHPP	2019	
	\$50,000.00	\$50,000.00	\$40,000.00	STPFLEX	2019	
	\$50,000.00	\$50,000.00	\$40,000.00	NHPP	2020	
	\$50,000.00	\$50,000.00	\$40,000.00	STPFLEX	2020	
	\$50,000.00	\$50,000.00	\$40,000.00	NHPP	2021	
	\$50,000.00	\$50,000.00	\$40,000.00	STPFLEX	2021	
	\$50,000.00	\$50,000.00	\$40,000.00	NHPP	2022	
	\$50,000.00	\$50,000.00	\$40,000.00	STPFLEX	2022	
	\$400,000.00	\$400,000.00	\$320,000.00	NHPP	2019	
	\$75,000.00	\$75,000.00	\$0.00	STCASH	2019	
	\$400,000.00	\$400,000.00	\$320,000.00	STPFLEX	2019	
	\$1,350,000.00	\$1,350,000.00	\$1,080,000.00	NHPP	2020	
	\$650,000.00	\$650,000.00	\$520,000.00	STPFLEX	2020	
	\$400,000.00	\$400,000.00	\$320,000.00	NHPP	2021	
	\$400,000.00	\$400,000.00	\$320,000.00	STPFLEX	2021	
	\$50,000.00	\$50,000.00	\$40,000.00	NHPP	2022	
	\$750,000.00	\$750,000.00	\$600,000.00	STPFLEX	2022	
	\$200,000.00	\$200,000.00	\$160,000.00	NHPP	2019	
	\$1,200,000.00	\$1,200,000.00	\$960,000.00	STPFLEX	2019	
	\$200,000.00	\$200,000.00	\$160,000.00	NHPP	2020	
	\$500,000.00	\$500,000.00	\$400,000.00	STPFLEX	2020	
	\$200,000.00	\$200,000.00	\$160,000.00	NHPP	2021	
	\$800,000.00	\$800,000.00	\$640,000.00	STPFLEX	2021	
	\$200,000.00	\$200,000.00	\$160,000.00	NHPP	2022	
	\$200,000.00	\$200,000.00	\$160,000.00	STPFLEX	2022	
	\$500,000.00	\$500,000.00	\$400,000.00	NHPP	2019	
	\$1,000,000.00	\$1,000,000.00	\$800,000.00	STPFLEX	2019	
	\$1,100,000.00	\$1,100,000.00	\$880,000.00	NHPP	2020	
	\$6,500.00	\$6,500.00	\$0.00	SATRANS	2020	
	\$500,000.00	\$500,000.00	\$400,000.00	STPFLEX	2020	
	\$300,000.00	\$300,000.00	\$240,000.00	NHPP	2021	
	\$900,000.00	\$900,000.00	\$720,000.00	STPFLEX	2021	
	\$500,000.00	\$500,000.00	\$400,000.00	NHPP	2022	
	\$500,000.00	\$500,000.00	\$400,000.00	STPFLEX	2022	
	\$500,000.00	\$550,000.00	\$440,000.00	NHPP	2019	
	\$500,000.00	\$550,000.00	\$440,000.00	STP<200K	2019	
	\$2,500,000.00	\$2,750,000.00	\$2,200,000.00	STPFLEX	2019	
	\$2,000,000.00	\$2,200,000.00	\$0.00	STCASH	2020	
	\$1,500,000.00	\$1,650,000.00	\$1,320,000.00	STP<200K	2020	
Construction	\$6,000,000.00	\$6,600,000.00	\$5,280,000.00	STPFLEX	2020	
	\$1,500,000.00	\$1,650,000.00	\$1,485,000.00	HSIP	2021	
	\$7,750,000.00	\$8,525,000.00	\$6,820,000.00	NHPP	2021	
	\$100,000.00	\$110,000.00	\$99,000.00	STP<200K	2021	
	\$4,400,000.00	\$4,840,000.00	\$3,872,000.00	STPFLEX	2021	
	\$2,000,000.00	\$2,200,000.00	\$1,760,000.00	NHPP	2022	
	\$5,000,000.00	\$5,500,000.00	\$4,400,000.00	STPFLEX	2022	

DOTD Annual Line Items

Total Cost	\$52,131,500.00	\$55,516,500.00	\$42,764,000.00			
------------	-----------------	-----------------	-----------------	--	--	--

Project: L.000069 ROAD TRANSFER PROGRAM

Route: Cntrl Section: -

Urbanized Area: LINE ITEMS

Beg. Log Mile:

0.00

End Log Mile:

0.00

Parish: Off-System Road:

Status	Type Improvement				Work Type	
					ROAD TRANSFER,	
Project Phase	Project Cost	Tot Cost(w/CE&I+IDC)	Federal Share	Fund	Year	Sponsor

DOTD Annual Line Items

Right of Way Utility Relocation	\$200,000.00	\$200,000.00	\$0.00	NFA	2019	
Design (Engineering)	\$200,000.00	\$200,000.00	\$160,000.00	STPFLEX	2019	
Construction	\$200,000.00	\$200,000.00	\$0.00	NFA	2020	
	\$200,000.00	\$200,000.00	\$160,000.00	STPFLEX	2020	
	\$200,000.00	\$200,000.00	\$0.00	NFA	2021	
	\$200,000.00	\$200,000.00	\$160,000.00	STPFLEX	2021	
	\$200,000.00	\$200,000.00	\$0.00	NFA	2022	
	\$200,000.00	\$200,000.00	\$160,000.00	STPFLEX	2022	
	\$200,000.00	\$200,000.00	\$0.00	NFA	2019	
	\$200,000.00	\$200,000.00	\$160,000.00	STPFLEX	2019	
	\$200,000.00	\$200,000.00	\$0.00	NFA	2020	
	\$200,000.00	\$200,000.00	\$160,000.00	STPFLEX	2020	
	\$200,000.00	\$200,000.00	\$0.00	NFA	2021	
	\$200,000.00	\$200,000.00	\$160,000.00	STPFLEX	2021	
	\$200,000.00	\$200,000.00	\$0.00	NFA	2022	
	\$200,000.00	\$200,000.00	\$160,000.00	STPFLEX	2022	
	\$100,000.00	\$100,000.00	\$90,000.00	HSIP	2019	
	\$100,000.00	\$100,000.00	\$100,000.00	HSIPPEN	2019	
	\$100,000.00	\$100,000.00	\$0.00	NFA	2019	
	\$100,000.00	\$100,000.00	\$80,000.00	NHPP	2019	
	\$100,000.00	\$100,000.00	\$80,000.00	STPFLEX	2019	
	\$500,000.00	\$500,000.00	\$450,000.00	HSIP	2020	
	\$500,000.00	\$500,000.00	\$500,000.00	HSIPPEN	2020	
	\$500,000.00	\$500,000.00	\$0.00	NFA	2020	
	\$500,000.00	\$500,000.00	\$400,000.00	NHPP	2020	
	\$500,000.00	\$500,000.00	\$400,000.00	STPFLEX	2020	
	\$500,000.00	\$500,000.00	\$450,000.00	HSIP	2021	
	\$500,000.00	\$500,000.00	\$500,000.00	HSIPPEN	2021	
	\$500,000.00	\$500,000.00	\$0.00	NFA	2021	
	\$500,000.00	\$500,000.00	\$400,000.00	NHPP	2021	
	\$500,000.00	\$500,000.00	\$400,000.00	STPFLEX	2021	
	\$500,000.00	\$500,000.00	\$450,000.00	HSIP	2022	
	\$500,000.00	\$500,000.00	\$500,000.00	HSIPPEN	2022	
	\$500,000.00	\$500,000.00	\$0.00	NFA	2022	
	\$500,000.00	\$500,000.00	\$400,000.00	NHPP	2022	
	\$500,000.00	\$500,000.00	\$0.00	STCASH	2022	
	\$500,000.00	\$500,000.00	\$400,000.00	STPFLEX	2022	
	\$500,000.00	\$550,000.00	\$495,000.00	HSIP	2019	
	\$500,000.00	\$550,000.00	\$550,000.00	HSIPPEN	2019	
	\$15,000,000.00	\$16,500,000.00	\$0.00	NFA	2019	
	\$1,000,000.00	\$1,100,000.00	\$880,000.00	NHPP	2019	
	\$6,000,000.00	\$6,600,000.00	\$5,280,000.00	STPFLEX	2019	
	\$500,000.00	\$550,000.00	\$495,000.00	HSIP	2020	
	\$500,000.00	\$550,000.00	\$550,000.00	HSIPPEN	2020	
	\$15,000,000.00	\$16,500,000.00	\$0.00	NFA	2020	
	\$2,000,000.00	\$2,200,000.00	\$1,760,000.00	STP<200K	2020	
	\$4,000,000.00	\$4,400,000.00	\$3,520,000.00	STPFLEX	2020	
	\$500,000.00	\$550,000.00	\$495,000.00	HSIP	2021	

DOTD Annual Line Items

Construction	\$500,000.00	\$550,000.00	\$550,000.00	HSIPPEN	2021	
	\$500,000.00	\$550,000.00	\$0.00	LOCAL	2021	
	\$15,000,000.00	\$16,500,000.00	\$0.00	NFA	2021	
	\$1,000,000.00	\$1,100,000.00	\$880,000.00	NHPP	2021	
	\$2,500,000.00	\$2,750,000.00	\$2,200,000.00	STP<200K	2021	
	\$3,500,000.00	\$3,850,000.00	\$3,080,000.00	STPFLEX	2021	
	\$500,000.00	\$550,000.00	\$495,000.00	HSIP	2022	
	\$500,000.00	\$550,000.00	\$550,000.00	HSIPPEN	2022	
	\$500,000.00	\$550,000.00	\$0.00	LOCAL	2022	
	\$15,000,000.00	\$16,500,000.00	\$0.00	NFA	2022	
	\$7,000,000.00	\$7,700,000.00	\$6,160,000.00	NHPP	2022	
	\$6,000,000.00	\$6,600,000.00	\$5,280,000.00	STPFLEX	2022	
Total Cost	\$110,700,000.00	\$120,600,000.00	\$40,980,000.00			

DOTD Annual Line Items

Project: L.000070 INTERSTATE REST AREA REHABILITATION

Route: Cntrl Section: -

Urbanized Area: LINE ITEMS

Beg. Log Mile:

0.00

End Log Mile:

0.00

Parish: Off-System Road:

Project Phase	Project Cost	Tot Cost(w/CE&I+IDC)	Federal Share	Fund	Year	Sponsor
Construction	\$200,000.00	\$220,000.00	\$198,000.00	NHPP	2019	
	\$1,200,000.00	\$1,320,000.00	\$1,188,000.00	NHPP	2020	
	\$1,200,000.00	\$1,320,000.00	\$1,188,000.00	NHPP	2021	
	\$1,200,000.00	\$1,320,000.00	\$1,188,000.00	NHPP	2022	
Total Cost	\$3,800,000.00	\$4,180,000.00	\$3,762,000.00			

Project: L.000071 WEIGH STATION REHABILITATION / UPGRADE

Route: Cntrl Section: -

Urbanized Area: LINE ITEMS

Beg. Log Mile:

0.00

End Log Mile:

0.00

Parish: Off-System Road:

Project Phase	Project Cost	Tot Cost(w/CE&I+IDC)	Federal Share	Fund	Year	Sponsor	
Feasibility	\$65,000.00	\$65,000.00	\$52,000.00	NHPP	2020		
Design (Engineering)	\$25,000.00	\$25,000.00	\$20,000.00	NHPP	2021		
Construction	\$25,000.00	\$25,000.00	\$20,000.00	NHPP	2022		
	\$150,000.00	\$150,000.00	\$120,000.00	NHPP	2020		
	\$150,000.00	\$150,000.00	\$120,000.00	NHPP	2021		
	\$150,000.00	\$150,000.00	\$120,000.00	NHPP	2022		
	\$50,000.00	\$55,000.00	\$49,500.00	NHPP	2019		
	\$50,000.00	\$55,000.00	\$44,000.00	STPFLEX	2019		
	\$50,000.00	\$55,000.00	\$49,500.00	NHPP	2020		
	\$50,000.00	\$55,000.00	\$44,000.00	STPFLEX	2020		
	\$1,250,000.00	\$1,375,000.00	\$1,237,500.00	NHPP	2021		
	\$50,000.00	\$55,000.00	\$44,000.00	STPFLEX	2021		
	\$500,000.00	\$550,000.00	\$495,000.00	NHPP	2022		
	\$50,000.00	\$55,000.00	\$44,000.00	STPFLEX	2022		
	Total Cost	\$2,615,000.00	\$2,820,000.00	\$2,459,500.00			

DOTD Annual Line Items

Project: L.000072 MOVEABLE BRIDGE PROGRAM (ELEC/MECH)

Route: Cntrl Section: -

Urbanized Area: LINE ITEMS

Beg. Log Mile:

0.00

End Log Mile:

0.00

Parish: Off-System Road:

Project Phase	Project Cost	Tot Cost(w/CE&I+IDC)	Federal Share	Fund	Year	Sponsor
Design (Engineering)	\$100,000.00	\$100,000.00	\$80,000.00	STPFLEX	2019	
Construction	\$100,000.00	\$100,000.00	\$80,000.00	STPFLEX	2020	
	\$100,000.00	\$100,000.00	\$80,000.00	STPFLEX	2021	
	\$100,000.00	\$100,000.00	\$80,000.00	STPFLEX	2022	
	\$1,000.00	\$1,100.00	\$880.00	FBROFF	2019	
	\$500,000.00	\$550,000.00	\$0.00	STCASH	2019	
	\$2,000,000.00	\$2,200,000.00	\$1,760,000.00	STPFLEX	2019	
	\$751,000.00	\$826,100.00	\$660,880.00	FBROFF	2020	
	\$1,250,000.00	\$1,375,000.00	\$1,100,000.00	STPFLEX	2020	
	\$1,000.00	\$1,100.00	\$880.00	FBROFF	2021	
	\$2,000,000.00	\$2,200,000.00	\$1,760,000.00	STPFLEX	2021	
	\$1,000.00	\$1,100.00	\$880.00	FBROFF	2022	
	\$2,000,000.00	\$2,200,000.00	\$1,760,000.00	STPFLEX	2022	
Total Cost	\$8,904,000.00	\$9,754,400.00	\$7,363,520.00			

DOTD Annual Line Items

Project: L.000073 URGENT BRIDGE REPAIR/REPLACEMENT

Route: Cntrl Section: -

Urbanized Area: LINE ITEMS

Beg. Log Mile:

0.00

End Log Mile:

0.00

Parish: Off-System Road:

Project Phase	Project Cost	Tot Cost(w/CE&I+IDC)	Federal Share	Fund	Year	Sponsor
Environmental Utility Relocation	\$10,000.00	\$10,000.00	\$8,000.00	NHPP	2019	
Design (Engineering)	\$10,000.00	\$10,000.00	\$8,000.00	NHPP	2020	
Construction	\$10,000.00	\$10,000.00	\$8,000.00	NHPP	2021	
	\$10,000.00	\$10,000.00	\$8,000.00	NHPP	2022	
	\$10,000.00	\$10,000.00	\$8,000.00	NHPP	2019	
	\$10,000.00	\$10,000.00	\$8,000.00	NHPP	2020	
	\$10,000.00	\$10,000.00	\$8,000.00	NHPP	2021	
	\$10,000.00	\$10,000.00	\$8,000.00	NHPP	2022	
	\$250,000.00	\$250,000.00	\$200,000.00	NHPP	2019	
	\$1,000,000.00	\$1,000,000.00	\$0.00	REIMB	2019	
	\$250,000.00	\$250,000.00	\$200,000.00	STPFLEX	2019	
	\$500,000.00	\$500,000.00	\$400,000.00	NHPP	2020	
	\$1,000,000.00	\$1,000,000.00	\$0.00	REIMB	2020	
	\$500,000.00	\$500,000.00	\$400,000.00	STPFLEX	2020	
	\$2,000,000.00	\$2,000,000.00	\$1,600,000.00	NHPP	2021	
	\$1,000,000.00	\$1,000,000.00	\$0.00	REIMB	2021	
	\$2,000,000.00	\$2,000,000.00	\$1,600,000.00	STPFLEX	2021	
	\$2,000,000.00	\$2,000,000.00	\$1,600,000.00	NHPP	2022	
	\$1,000,000.00	\$1,000,000.00	\$0.00	REIMB	2022	
	\$2,000,000.00	\$2,000,000.00	\$1,600,000.00	STPFLEX	2022	
	\$1,500,000.00	\$1,650,000.00	\$1,320,000.00	NHPP	2019	
	\$4,000,000.00	\$4,400,000.00	\$0.00	REIMB	2019	
	\$500,000.00	\$550,000.00	\$440,000.00	STPFLEX	2019	
	\$1,000,000.00	\$1,100,000.00	\$880,000.00	NHPP	2020	
	\$4,000,000.00	\$4,400,000.00	\$0.00	REIMB	2020	
	\$1,000,000.00	\$1,100,000.00	\$880,000.00	STP<200K	2020	
	\$4,000,000.00	\$4,400,000.00	\$3,520,000.00	STPFLEX	2020	
	\$5,000,000.00	\$5,500,000.00	\$4,400,000.00	NHPP	2021	
	\$4,000,000.00	\$4,400,000.00	\$0.00	REIMB	2021	
	\$1,000,000.00	\$1,100,000.00	\$880,000.00	STP<200K	2021	
	\$4,000,000.00	\$4,400,000.00	\$3,520,000.00	STPFLEX	2021	
	\$5,000,000.00	\$5,500,000.00	\$4,400,000.00	NHPP	2022	
	\$4,000,000.00	\$4,400,000.00	\$0.00	REIMB	2022	
	\$5,000,000.00	\$5,500,000.00	\$4,400,000.00	STPFLEX	2022	
Total Cost	\$57,580,000.00	\$61,980,000.00	\$32,304,000.00			

DOTD Annual Line Items

Project: L.000074 BRIDGE PREVENTIVE MAINTENANCE PROGRAM

Route: Cntrl Section: -

Urbanized Area: LINE ITEMS

Beg. Log Mile:

0.00

End Log Mile:

0.00

Parish: Off-System Road:

Project Phase	Project Cost	Tot Cost(w/CE&I+IDC)	Federal Share	Fund	Year	Sponsor
Design (Engineering)	\$600,000.00	\$600,000.00	\$480,000.00	NHPP	2019	
Construction	\$600,000.00	\$600,000.00	\$480,000.00	STPFLEX	2019	
	\$600,000.00	\$600,000.00	\$480,000.00	NHPP	2020	
	\$600,000.00	\$600,000.00	\$480,000.00	STPFLEX	2020	
	\$1,200,000.00	\$1,200,000.00	\$960,000.00	NHPP	2021	
	\$600,000.00	\$600,000.00	\$480,000.00	STPFLEX	2021	
	\$600,000.00	\$600,000.00	\$480,000.00	NHPP	2022	
	\$600,000.00	\$600,000.00	\$480,000.00	STPFLEX	2022	
	\$2,500,000.00	\$2,750,000.00	\$2,200,000.00	NHPP	2019	
	\$750,000.00	\$825,000.00	\$660,000.00	STP<200K	2019	
	\$14,250,000.00	\$15,675,000.00	\$12,540,000.00	STPFLEX	2019	
	\$10,000,000.00	\$11,000,000.00	\$8,800,000.00	NHPP	2020	
	\$375,000.00	\$412,500.00	\$0.00	REIMB	2020	
	\$5,000,000.00	\$5,500,000.00	\$4,400,000.00	STPFLEX	2020	
	\$5,000,000.00	\$5,500,000.00	\$4,400,000.00	NHPP	2021	
	\$10,000,000.00	\$11,000,000.00	\$8,800,000.00	STPFLEX	2021	
	\$10,000,000.00	\$11,000,000.00	\$8,800,000.00	NHPP	2022	
	\$5,000,000.00	\$5,500,000.00	\$4,400,000.00	STPFLEX	2022	
Total Cost	\$68,275,000.00	\$74,562,500.00	\$59,320,000.00			

DOTD Annual Line Items

Project: L.000075 BRIDGE PAINTING PROGRAM

Route: Cntrl Section: -

Urbanized Area: LINE ITEMS

Beg. Log Mile:

0.00

End Log Mile:

0.00

Parish: Off-System Road:

Project Phase	Project Cost	Tot Cost(w/CE&I+IDC)	Federal Share	Fund	Year	Sponsor
Design (Engineering)	\$500,000.00	\$500,000.00	\$400,000.00	NHPP	2019	
Construction	\$500,000.00	\$500,000.00	\$400,000.00	STPFLEX	2019	
	\$500,000.00	\$500,000.00	\$400,000.00	NHPP	2020	
	\$500,000.00	\$500,000.00	\$400,000.00	STPFLEX	2020	
	\$500,000.00	\$500,000.00	\$400,000.00	NHPP	2021	
	\$500,000.00	\$500,000.00	\$400,000.00	STPFLEX	2021	
	\$500,000.00	\$500,000.00	\$400,000.00	NHPP	2022	
	\$500,000.00	\$500,000.00	\$400,000.00	STPFLEX	2022	
	\$5,000,000.00	\$5,500,000.00	\$4,400,000.00	NHPP	2019	
	\$6,000,000.00	\$6,600,000.00	\$5,280,000.00	STPFLEX	2019	
	\$500,000.00	\$550,000.00	\$99,000.00	NHPP	2020	
	\$1,000,000.00	\$1,100,000.00	\$880,000.00	STPFLEX	2020	
	\$800,000.00	\$880,000.00	\$704,000.00	NHPP	2021	
	\$13,200,000.00	\$14,520,000.00	\$11,616,000.00	STPFLEX	2021	
	\$5,000,000.00	\$5,500,000.00	\$4,400,000.00	NHPP	2022	
	\$1,000,000.00	\$1,100,000.00	\$880,000.00	STPFLEX	2022	
Total Cost	\$36,500,000.00	\$39,750,000.00	\$31,459,000.00			

DOTD Annual Line Items

Project: L.000076 ON-SYSTEM BRIDGE PROGRAM w CE

Route: Cntrl Section: -

Urbanized Area: LINE ITEMS

Beg. Log Mile:

0.00

End Log Mile:

0.00

Parish: Off-System Road:

Project Phase	Project Cost	Tot Cost(w/CE&I+IDC)	Federal Share	Fund	Year	Sponsor
Feasibility Environmental Right	\$100,000.00	\$100,000.00	\$80,000.00	FBROFF	2019	
of Way Utility Relocation	\$100,000.00	\$100,000.00	\$80,000.00	NHPP	2019	
Design (Engineering)	\$100,000.00	\$100,000.00	\$80,000.00	STPFLEX	2019	
	\$100,000.00	\$100,000.00	\$80,000.00	FBROFF	2020	
	\$100,000.00	\$100,000.00	\$80,000.00	NHPP	2020	
	\$100,000.00	\$100,000.00	\$80,000.00	STPFLEX	2020	
	\$100,000.00	\$100,000.00	\$80,000.00	FBROFF	2021	
	\$100,000.00	\$100,000.00	\$80,000.00	NHPP	2021	
	\$100,000.00	\$100,000.00	\$80,000.00	STPFLEX	2021	
	\$100,000.00	\$100,000.00	\$80,000.00	FBROFF	2022	
	\$100,000.00	\$100,000.00	\$80,000.00	NHPP	2022	
	\$100,000.00	\$100,000.00	\$80,000.00	STPFLEX	2022	
	\$300,000.00	\$300,000.00	\$240,000.00	FBROFF	2019	
	\$400,000.00	\$400,000.00	\$320,000.00	NHPP	2019	
	\$300,000.00	\$300,000.00	\$240,000.00	STPFLEX	2019	
	\$300,000.00	\$300,000.00	\$240,000.00	FBROFF	2020	
	\$400,000.00	\$400,000.00	\$320,000.00	NHPP	2020	
	\$300,000.00	\$300,000.00	\$240,000.00	STPFLEX	2020	
	\$300,000.00	\$300,000.00	\$240,000.00	FBROFF	2021	
	\$400,000.00	\$400,000.00	\$320,000.00	NHPP	2021	
	\$300,000.00	\$300,000.00	\$240,000.00	STPFLEX	2021	
	\$300,000.00	\$300,000.00	\$240,000.00	FBROFF	2022	
	\$400,000.00	\$400,000.00	\$320,000.00	NHPP	2022	
	\$300,000.00	\$300,000.00	\$240,000.00	STPFLEX	2022	
	\$1,000,000.00	\$1,000,000.00	\$800,000.00	FBROFF	2019	
	\$2,000,000.00	\$2,000,000.00	\$1,600,000.00	NHPP	2019	
	\$2,000,000.00	\$2,000,000.00	\$1,600,000.00	STPFLEX	2019	
	\$1,000,000.00	\$1,000,000.00	\$800,000.00	FBROFF	2020	
	\$2,000,000.00	\$2,000,000.00	\$1,600,000.00	NHPP	2020	
	\$2,000,000.00	\$2,000,000.00	\$1,600,000.00	STPFLEX	2020	
	\$2,600,000.00	\$2,600,000.00	\$2,080,000.00	FBROFF	2021	
	\$1,000,000.00	\$1,000,000.00	\$800,000.00	NHPP	2021	
	\$2,000,000.00	\$2,000,000.00	\$1,600,000.00	STPFLEX	2021	
	\$1,000,000.00	\$1,000,000.00	\$800,000.00	FBROFF	2022	
	\$2,000,000.00	\$2,000,000.00	\$1,600,000.00	NHPP	2022	
	\$2,000,000.00	\$2,000,000.00	\$1,600,000.00	STPFLEX	2022	
	\$1,500,000.00	\$1,500,000.00	\$1,200,000.00	FBROFF	2019	
	\$1,000,000.00	\$1,000,000.00	\$800,000.00	NHPP	2019	
	\$2,500,000.00	\$2,500,000.00	\$2,000,000.00	STPFLEX	2019	
	\$500,000.00	\$500,000.00	\$400,000.00	FBROFF	2020	
	\$1,000,000.00	\$1,000,000.00	\$800,000.00	NHPP	2020	
	\$2,500,000.00	\$2,500,000.00	\$2,000,000.00	STPFLEX	2020	
	\$500,000.00	\$500,000.00	\$400,000.00	FBROFF	2021	
	\$2,000,000.00	\$2,000,000.00	\$1,600,000.00	NHPP	2021	

DOTD Annual Line Items

	\$500,000.00	\$500,000.00	\$400,000.00	FBROFF	2022	
	\$2,000,000.00	\$2,000,000.00	\$1,600,000.00	NHPP	2022	
	\$1,500,000.00	\$1,500,000.00	\$1,200,000.00	STPFLEX	2022	
	\$1,000,000.00	\$1,000,000.00	\$800,000.00	FBROFF	2019	
	\$250,000.00	\$250,000.00	\$200,000.00	NHPP	2019	
	\$20,000.00	\$20,000.00	\$0.00	STCASH	2019	
	\$200,000.00	\$200,000.00	\$160,000.00	STPFLEX	2019	
Design (Engineering)	\$1,000,000.00	\$1,000,000.00	\$800,000.00	FBROFF	2020	
Construction	\$2,000,000.00	\$2,000,000.00	\$1,600,000.00	NHPP	2020	
	\$40,000.00	\$40,000.00	\$32,000.00	STCASH	2020	
	\$2,000,000.00	\$2,000,000.00	\$1,600,000.00	STPFLEX	2020	
	\$1,000,000.00	\$1,000,000.00	\$800,000.00	FBROFF	2021	
	\$2,000,000.00	\$2,000,000.00	\$1,600,000.00	NHPP	2021	
	\$2,000,000.00	\$2,000,000.00	\$1,600,000.00	STPFLEX	2021	
	\$1,000,000.00	\$1,000,000.00	\$800,000.00	FBROFF	2022	
	\$2,000,000.00	\$2,000,000.00	\$1,600,000.00	NHPP	2022	
	\$2,000,000.00	\$2,000,000.00	\$1,600,000.00	STPFLEX	2022	
	\$10,000,000.00	\$11,000,000.00	\$8,800,000.00	FBROFF	2019	
	\$1,000,000.00	\$1,100,000.00	\$990,000.00	HSIP	2019	
	\$2,500,000.00	\$2,750,000.00	\$2,200,000.00	NHPP	2019	
	\$12,000,000.00	\$13,200,000.00	\$0.00	STCASH	2019	
	\$500,000.00	\$550,000.00	\$440,000.00	STP<5K	2019	
	\$7,000,000.00	\$7,700,000.00	\$6,160,000.00	STPFLEX	2019	
	\$10,000,000.00	\$11,000,000.00	\$8,800,000.00	FBROFF	2020	
	\$9,000,000.00	\$9,900,000.00	\$7,920,000.00	NHPP	2020	
	\$20,000,000.00	\$22,000,000.00	\$0.00	STCASH	2020	
	\$11,000,000.00	\$12,100,000.00	\$9,680,000.00	STP<200K	2020	
	\$16,000,000.00	\$17,600,000.00	\$14,080,000.00	STP<5K	2020	
	\$46,000,000.00	\$50,600,000.00	\$40,480,000.00	STPFLEX	2020	
	\$3,000,000.00	\$3,300,000.00	\$2,640,000.00	DEMO	2021	
	\$20,000,000.00	\$22,000,000.00	\$17,600,000.00	FBROFF	2021	
	\$55,000,000.00	\$60,500,000.00	\$48,400,000.00	NHPP	2021	
	\$500,000.00	\$550,000.00	\$0.00	OTHER	2021	
	\$3,000,000.00	\$3,300,000.00	\$2,640,000.00	STP<200K	2021	
	\$59,000,000.00	\$64,900,000.00	\$51,920,000.00	STPFLEX	2021	
	\$10,000,000.00	\$11,000,000.00	\$8,800,000.00	DEMO	2022	
	\$20,000,000.00	\$22,000,000.00	\$17,600,000.00	FBROFF	2022	
	\$25,000,000.00	\$27,500,000.00	\$22,000,000.00	NHPP	2022	
	\$150,000.00	\$165,000.00	\$0.00	REIMB	2022	
	\$25,000,000.00	\$27,500,000.00	\$22,000,000.00	STPFLEX	2022	
Total Cost	\$424,960,000.00	\$461,525,000.00	\$340,582,000.00			

DOTD Annual Line Items

Project: L.000077 BRIDGE SCOUR ANALYSIS

Route: Cntrl Section: -

Urbanized Area: LINE ITEMS

Beg. Log Mile:

0.00

End Log Mile:

0.00

Parish: Off-System Road:

Project Phase	Project Cost	Tot Cost(w/CE&I+IDC)	Federal Share	Fund	Year	Sponsor
Design (Engineering)	\$50,000.00	\$50,000.00	\$40,000.00	NHPP	2019	
Construction	\$50,000.00	\$50,000.00	\$40,000.00	NHPP	2020	
	\$50,000.00	\$50,000.00	\$40,000.00	NHPP	2021	
	\$50,000.00	\$50,000.00	\$40,000.00	NHPP	2022	
	\$50,000.00	\$55,000.00	\$44,000.00	NHPP	2019	
	\$50,000.00	\$55,000.00	\$44,000.00	NHPP	2020	
	\$50,000.00	\$55,000.00	\$44,000.00	NHPP	2021	
	\$50,000.00	\$55,000.00	\$44,000.00	NHPP	2022	
Total Cost	\$400,000.00	\$420,000.00	\$336,000.00			

Project: L.000078 OFF-SYSTEM BRIDGE REPLACEMENT PROGRAM

Route: Cntrl Section: -

Urbanized Area: LINE ITEMS

Beg. Log Mile:

0.00

End Log Mile:

0.00

Parish: Off-System Road:

Project Phase	Project Cost	Tot Cost(w/CE&I+IDC)	Federal Share	Fund	Year	Sponsor
Environmental	\$200,000.00	\$200,000.00	\$160,000.00	FBROFF	2019	
Design (Engineering)	\$200,000.00	\$200,000.00	\$160,000.00	FBROFF	2020	
Construction	\$200,000.00	\$200,000.00	\$160,000.00	FBROFF	2021	
	\$200,000.00	\$200,000.00	\$160,000.00	FBROFF	2022	
	\$2,000,000.00	\$2,000,000.00	\$1,600,000.00	FBROFF	2019	
	\$1,500,000.00	\$1,500,000.00	\$1,200,000.00	FBROFF	2020	
	\$1,500,000.00	\$1,500,000.00	\$1,200,000.00	FBROFF	2021	
	\$1,500,000.00	\$1,500,000.00	\$1,200,000.00	FBROFF	2022	
	\$15,000,000.00	\$16,500,000.00	\$13,200,000.00	FBROFF	2019	
	\$1,500,000.00	\$1,650,000.00	\$0.00	STCASH	2019	
	\$16,000,000.00	\$17,600,000.00	\$14,080,000.00	FBROFF	2020	
	\$2,500,000.00	\$2,750,000.00	\$0.00	STCASH	2020	
	\$20,000,000.00	\$22,000,000.00	\$0.00	STGEN	2020	
	\$22,000,000.00	\$24,200,000.00	\$19,360,000.00	FBROFF	2021	
	\$1,000,000.00	\$1,100,000.00	\$0.00	STCASH	2021	
	\$20,000,000.00	\$22,000,000.00	\$0.00	STGEN	2021	
	\$22,000,000.00	\$24,200,000.00	\$19,360,000.00	FBROFF	2022	
	\$20,000,000.00	\$22,000,000.00	\$0.00	STGEN	2022	
Total Cost	\$147,300,000.00	\$161,300,000.00	\$71,840,000.00			

DOTD Annual Line Items

Project: L.000079 BRIDGE DISCRETIONARY PROGRAM

Route: Cntrl Section: -

Urbanized Area: LINE ITEMS

Beg. Log Mile:

0.00

End Log Mile:

0.00

Parish: Off-System Road:

Project Phase	Project Cost	Tot Cost(w/CE&I+IDC)	Federal Share	Fund	Year	Sponsor
Design (Engineering)	\$20,000.00	\$20,000.00	\$16,000.00	BDP	2019	
Construction	\$20,000.00	\$20,000.00	\$16,000.00	BDP	2020	
	\$20,000.00	\$20,000.00	\$16,000.00	BDP	2021	
	\$20,000.00	\$20,000.00	\$16,000.00	BDP	2022	
	\$100,000.00	\$110,000.00	\$88,000.00	BDP	2019	
	\$100,000.00	\$110,000.00	\$88,000.00	BDP	2020	
	\$100,000.00	\$110,000.00	\$88,000.00	BDP	2021	
	\$100,000.00	\$110,000.00	\$88,000.00	BDP	2022	
Total Cost	\$480,000.00	\$520,000.00	\$416,000.00			

Project: L.000080 MISC FEDERAL DISCRETIONARY PROJECTS

Route: Cntrl Section: -

Urbanized Area: LINE ITEMS

Beg. Log Mile:

0.00

End Log Mile:

0.00

Parish: Off-System Road:

Project Phase	Project Cost	Tot Cost(w/CE&I+IDC)	Federal Share	Fund	Year	Sponsor
Design (Engineering)	\$100,000.00	\$100,000.00	\$80,000.00	FLH	2019	
Construction	\$100,000.00	\$100,000.00	\$80,000.00	FLH	2020	
	\$100,000.00	\$100,000.00	\$80,000.00	FLH	2021	
	\$100,000.00	\$100,000.00	\$80,000.00	FLH	2022	
	\$100,000.00	\$110,000.00	\$88,000.00	FLH	2019	
	\$100,000.00	\$110,000.00	\$88,000.00	FLH	2020	
	\$100,000.00	\$110,000.00	\$88,000.00	FLH	2021	
	\$100,000.00	\$110,000.00	\$88,000.00	FLH	2022	
Total Cost	\$800,000.00	\$840,000.00	\$672,000.00			

DOTD Annual Line Items

Project: L.000081 VARIOUS DEMO PROJECTS

Route: Cntrl Section: -

Urbanized Area: LINE ITEMS

Beg. Log Mile:

0.00

End Log Mile:

0.00

Parish: Off-System Road:

Project Phase	Project Cost	Tot Cost(w/CE&I+IDC)	Federal Share	Fund	Year	Sponsor
Feasibility Environmental Right	\$200,000.00	\$200,000.00	\$160,000.00	DEMO	2019	
of Way Utility Relocation	\$200,000.00	\$200,000.00	\$160,000.00	DEMO	2020	
Design (Engineering)	\$200,000.00	\$200,000.00	\$160,000.00	DEMO	2021	
Construction	\$200,000.00	\$200,000.00	\$160,000.00	DEMO	2022	
	\$200,000.00	\$200,000.00	\$160,000.00	DEMO	2019	
	\$200,000.00	\$200,000.00	\$160,000.00	DEMO	2020	
	\$200,000.00	\$200,000.00	\$160,000.00	DEMO	2021	
	\$200,000.00	\$200,000.00	\$160,000.00	DEMO	2022	
	\$200,000.00	\$200,000.00	\$160,000.00	DEMO	2019	
	\$200,000.00	\$200,000.00	\$160,000.00	DEMO	2020	
	\$200,000.00	\$200,000.00	\$160,000.00	DEMO	2021	
	\$200,000.00	\$200,000.00	\$160,000.00	DEMO	2022	
	\$200,000.00	\$200,000.00	\$160,000.00	DEMO	2019	
	\$200,000.00	\$200,000.00	\$160,000.00	DEMO	2020	
	\$200,000.00	\$200,000.00	\$160,000.00	DEMO	2021	
	\$200,000.00	\$200,000.00	\$160,000.00	DEMO	2022	
	\$200,000.00	\$200,000.00	\$160,000.00	DEMO	2019	
	\$200,000.00	\$200,000.00	\$160,000.00	DEMO	2020	
	\$200,000.00	\$200,000.00	\$160,000.00	DEMO	2021	
	\$200,000.00	\$200,000.00	\$160,000.00	DEMO	2022	
	\$3,800,000.00	\$4,180,000.00	\$3,344,000.00	DEMO	2019	
	\$1,200,000.00	\$1,320,000.00	\$1,056,000.00	STPFLEX	2019	
	\$5,000,000.00	\$5,500,000.00	\$4,400,000.00	DEMO	2020	
	\$5,000,000.00	\$5,500,000.00	\$4,400,000.00	DEMO	2021	
	\$5,000,000.00	\$5,500,000.00	\$4,400,000.00	DEMO	2022	
Total Cost	\$24,000,000.00	\$26,000,000.00	\$20,800,000.00			

DOTD Annual Line Items

Project: L.000082 MISC STATEWIDE TCSP PROJECTS

Route: Cntrl Section: -

Urbanized Area: LINE ITEMS

Beg. Log Mile:

0.00

End Log Mile:

0.00

Parish: Off-System Road:

Project Phase	Project Cost	Tot Cost(w/CE&I+IDC)	Federal Share	Fund	Year	Sponsor
Right of Way Utility Relocation	\$50,000.00	\$50,000.00	\$40,000.00	TCSP	2019	
Design (Engineering)	\$50,000.00	\$50,000.00	\$40,000.00	TCSP	2020	
Construction	\$50,000.00	\$50,000.00	\$40,000.00	TCSP	2021	
	\$50,000.00	\$50,000.00	\$40,000.00	TCSP	2022	
	\$50,000.00	\$50,000.00	\$40,000.00	TCSP	2019	
	\$50,000.00	\$50,000.00	\$40,000.00	TCSP	2020	
	\$50,000.00	\$50,000.00	\$40,000.00	TCSP	2021	
	\$50,000.00	\$50,000.00	\$40,000.00	TCSP	2022	
	\$500,000.00	\$500,000.00	\$400,000.00	TCSP	2019	
	\$500,000.00	\$500,000.00	\$400,000.00	TCSP	2020	
	\$500,000.00	\$500,000.00	\$400,000.00	TCSP	2021	
	\$500,000.00	\$500,000.00	\$400,000.00	TCSP	2022	
	\$2,000,000.00	\$2,200,000.00	\$1,760,000.00	STP>200K	2019	
	\$1,000,000.00	\$1,100,000.00	\$880,000.00	TCSP	2019	
	\$1,000,000.00	\$1,100,000.00	\$880,000.00	TCSP	2020	
	\$1,000,000.00	\$1,100,000.00	\$880,000.00	TCSP	2021	
	\$1,000,000.00	\$1,100,000.00	\$880,000.00	TCSP	2022	
Total Cost	\$8,400,000.00	\$9,000,000.00	\$7,200,000.00			

DOTD Annual Line Items

Project: L.000083 PAYBACK FOR ADVANCE CONSTRUCT

Route: Cntrl Section: -

Urbanized Area: LINE ITEMS

Beg. Log Mile:

0.00

End Log Mile:

0.00

Parish: Off-System Road:

Project Phase	Project Cost	Tot Cost(w/CE&I+IDC)	Federal Share	Fund	Year	Sponsor
Feasibility Environmental Right	\$100,000.00	\$100,000.00	\$80,000.00	STPFLEX	2019	
of Way Utility Relocation	\$100,000.00	\$100,000.00	\$80,000.00	STPFLEX	2020	
Design (Engineering)	\$100,000.00	\$100,000.00	\$80,000.00	STPFLEX	2021	
Construction	\$100,000.00	\$100,000.00	\$80,000.00	STPFLEX	2022	
	\$100,000.00	\$100,000.00	\$80,000.00	STPFLEX	2019	
	\$100,000.00	\$100,000.00	\$80,000.00	STPFLEX	2020	
	\$100,000.00	\$100,000.00	\$80,000.00	STPFLEX	2021	
	\$100,000.00	\$100,000.00	\$80,000.00	STPFLEX	2022	
	\$100,000.00	\$100,000.00	\$80,000.00	STPFLEX	2019	
	\$100,000.00	\$100,000.00	\$80,000.00	STPFLEX	2020	
	\$100,000.00	\$100,000.00	\$80,000.00	STPFLEX	2021	
	\$100,000.00	\$100,000.00	\$80,000.00	STPFLEX	2022	
	\$100,000.00	\$100,000.00	\$80,000.00	STPFLEX	2019	
	\$100,000.00	\$100,000.00	\$80,000.00	STPFLEX	2020	
	\$100,000.00	\$100,000.00	\$80,000.00	STPFLEX	2021	
	\$100,000.00	\$100,000.00	\$80,000.00	STPFLEX	2022	
	\$100,000.00	\$100,000.00	\$80,000.00	STPFLEX	2019	
	\$100,000.00	\$100,000.00	\$80,000.00	STPFLEX	2020	
	\$100,000.00	\$100,000.00	\$80,000.00	STPFLEX	2021	
	\$100,000.00	\$100,000.00	\$80,000.00	STPFLEX	2022	
	\$10,000,000.00	\$11,000,000.00	\$9,900,000.00	NHPP	2019	
	\$10,000,000.00	\$11,000,000.00	\$8,800,000.00	STPFLEX	2019	
	\$10,000,000.00	\$11,000,000.00	\$9,900,000.00	NHPP	2020	
	\$10,000,000.00	\$11,000,000.00	\$8,800,000.00	STPFLEX	2020	
	\$10,000,000.00	\$11,000,000.00	\$9,900,000.00	NHPP	2021	
	\$10,000,000.00	\$11,000,000.00	\$8,800,000.00	STPFLEX	2021	
	\$10,000,000.00	\$11,000,000.00	\$9,900,000.00	NHPP	2022	
	\$10,000,000.00	\$11,000,000.00	\$8,800,000.00	STPFLEX	2022	
Total Cost	\$82,000,000.00	\$90,000,000.00	\$76,400,000.00			

DOTD Annual Line Items

Project: L.000084 MODIFIED PROJECT AGREEMENT

Route: Cntrl Section: -

Urbanized Area: LINE ITEMS

Beg. Log Mile:

0.00

End Log Mile:

0.00

Parish: Off-System Road:

Project Phase	Project Cost	Tot Cost(w/CE&I+IDC)	Federal Share	Fund	Year	Sponsor
Feasibility Environmental Right	\$250,000.00	\$250,000.00	\$200,000.00	STPFLEX	2019	
of Way Utility Relocation	\$250,000.00	\$250,000.00	\$200,000.00	STPFLEX	2020	
Design (Engineering)	\$250,000.00	\$250,000.00	\$200,000.00	STPFLEX	2021	
Construction	\$250,000.00	\$250,000.00	\$200,000.00	STPFLEX	2022	
	\$250,000.00	\$250,000.00	\$200,000.00	STPFLEX	2019	
	\$250,000.00	\$250,000.00	\$200,000.00	STPFLEX	2020	
	\$250,000.00	\$250,000.00	\$200,000.00	STPFLEX	2021	
	\$250,000.00	\$250,000.00	\$200,000.00	STPFLEX	2022	
	\$500,000.00	\$500,000.00	\$400,000.00	STPFLEX	2019	
	\$500,000.00	\$500,000.00	\$400,000.00	STPFLEX	2020	
	\$500,000.00	\$500,000.00	\$400,000.00	STPFLEX	2021	
	\$500,000.00	\$500,000.00	\$400,000.00	STPFLEX	2022	
	\$500,000.00	\$500,000.00	\$400,000.00	STPFLEX	2019	
	\$500,000.00	\$500,000.00	\$400,000.00	STPFLEX	2020	
	\$500,000.00	\$500,000.00	\$400,000.00	STPFLEX	2021	
	\$500,000.00	\$500,000.00	\$400,000.00	STPFLEX	2022	
	\$500,000.00	\$500,000.00	\$400,000.00	STPFLEX	2019	
	\$500,000.00	\$500,000.00	\$400,000.00	STPFLEX	2020	
	\$500,000.00	\$500,000.00	\$400,000.00	STPFLEX	2021	
	\$500,000.00	\$500,000.00	\$400,000.00	STPFLEX	2022	
	\$10,000,000.00	\$11,000,000.00	\$8,800,000.00	STPFLEX	2019	
	\$10,000,000.00	\$11,000,000.00	\$8,800,000.00	STPFLEX	2020	
	\$10,000,000.00	\$11,000,000.00	\$8,800,000.00	STPFLEX	2021	
	\$10,000,000.00	\$11,000,000.00	\$8,800,000.00	STPFLEX	2022	
Total Cost	\$48,000,000.00	\$52,000,000.00	\$41,600,000.00			

DOTD Annual Line Items

Project: L.000085 ADVANCED TRAFFIC MANAGEMENT CENTER

Route: Cntrl Section: -

Urbanized Area: LINE ITEMS

Beg. Log Mile:

0.00

End Log Mile:

0.00

Parish: Off-System Road:

Project Phase	Project Cost	Tot Cost(w/CE&I+IDC)	Federal Share	Fund	Year	Sponsor
Construction	\$200,000.00	\$220,000.00	\$176,000.00	CM	2019	
	\$200,000.00	\$220,000.00	\$176,000.00	CM	2020	
	\$200,000.00	\$220,000.00	\$176,000.00	CM	2021	
	\$200,000.00	\$220,000.00	\$176,000.00	CM	2022	
Total Cost	\$800,000.00	\$880,000.00	\$704,000.00			

Project: L.000087 STAGE 0 AND FEASIBILITY STUDIES

Route: Cntrl Section: -

Urbanized Area: LINE ITEMS

Beg. Log Mile:

0.00

End Log Mile:

0.00

Parish: Off-System Road:

Project Phase	Project Cost	Tot Cost(w/CE&I+IDC)	Federal Share	Fund	Year	Sponsor
Feasibility	\$150,000.00	\$150,000.00	\$120,000.00	DEMO	2019	
	\$350,000.00	\$350,000.00	\$315,000.00	HSIP	2019	
	\$1,100,000.00	\$1,100,000.00	\$1,100,000.00	HSIPPEN	2019	
	\$1,000,000.00	\$1,000,000.00	\$800,000.00	NHPP	2019	
	\$2,500,000.00	\$2,500,000.00	\$2,500,000.00	STCASH	2019	
	\$1,000,000.00	\$1,000,000.00	\$800,000.00	STPFLEX	2019	
	\$500,000.00	\$500,000.00	\$450,000.00	HSIP	2020	
	\$1,000,000.00	\$1,000,000.00	\$1,000,000.00	HSIPPEN	2020	
	\$1,000,000.00	\$1,000,000.00	\$800,000.00	NHPP	2020	
	\$1,000,000.00	\$1,000,000.00	\$800,000.00	STPFLEX	2020	
	\$400,000.00	\$400,000.00	\$320,000.00	FBROFF	2021	
	\$500,000.00	\$500,000.00	\$450,000.00	HSIP	2021	
	\$700,000.00	\$700,000.00	\$700,000.00	HSIPPEN	2021	
	\$900,000.00	\$900,000.00	\$720,000.00	NHPP	2021	
	\$250,000.00	\$250,000.00	\$0.00	STCASH	2021	
	\$1,600,000.00	\$1,600,000.00	\$1,280,000.00	STPFLEX	2021	
	\$500,000.00	\$500,000.00	\$450,000.00	HSIP	2022	
	\$1,000,000.00	\$1,000,000.00	\$1,000,000.00	HSIPPEN	2022	
	\$1,000,000.00	\$1,000,000.00	\$800,000.00	NHPP	2022	
	\$500,000.00	\$500,000.00	\$0.00	STCASH	2022	
\$1,000,000.00	\$1,000,000.00	\$800,000.00	STPFLEX	2022		
Total Cost	\$17,950,000.00	\$17,950,000.00	\$15,205,000.00			

DOTD Annual Line Items

Project: L.000092 DBE SUPPORTIVE SERVICES

Route: Cntrl Section: -

Urbanized Area: LINE ITEMS

Beg. Log Mile:

0.00

End Log Mile:

0.00

Parish: Off-System Road:

Project Phase	Project Cost	Tot Cost(w/CE&I+IDC)	Federal Share	Fund	Year	Sponsor
Feasibility	\$300,000.00	\$300,000.00	\$300,000.00	DBE/SS	2019	
	\$300,000.00	\$300,000.00	\$300,000.00	DBE/SS	2020	
	\$300,000.00	\$300,000.00	\$300,000.00	DBE/SS	2021	
	\$300,000.00	\$300,000.00	\$300,000.00	DBE/SS	2022	
Total Cost	\$1,200,000.00	\$1,200,000.00	\$1,200,000.00			

Project: L.000093 STATEWIDE CONGESTION MITIGATION

Route: Cntrl Section: -

Urbanized Area: LINE ITEMS

Beg. Log Mile:

0.00

End Log Mile:

0.00

Parish: Off-System Road:

Status	Type Improvement			Work Type		
				CONGESTION MITIGATION,		
Project Phase	Project Cost	Tot Cost(w/CE&I+IDC)	Federal Share	Fund	Year	Sponsor
Feasibility	\$100,000.00	\$100,000.00	\$100,000.00	STPFLEX	2019	
	\$100,000.00	\$100,000.00	\$100,000.00	STPFLEX	2020	
Environmental Right of Way Utility Relocation	\$100,000.00	\$100,000.00	\$100,000.00	STPFLEX	2021	
	\$100,000.00	\$100,000.00	\$100,000.00	STPFLEX	2022	
Design (Engineering)	\$100,000.00	\$100,000.00	\$100,000.00	CM	2019	
	\$100,000.00	\$100,000.00	\$100,000.00	CM	2020	
Construction	\$100,000.00	\$100,000.00	\$100,000.00	CM	2021	
	\$100,000.00	\$100,000.00	\$100,000.00	CM	2022	
	\$100,000.00	\$100,000.00	\$100,000.00	CM	2019	
	\$100,000.00	\$100,000.00	\$100,000.00	CM	2020	
	\$100,000.00	\$100,000.00	\$100,000.00	CM	2021	
	\$100,000.00	\$100,000.00	\$100,000.00	CM	2022	
	\$100,000.00	\$100,000.00	\$100,000.00	CM	2019	
	\$100,000.00	\$100,000.00	\$100,000.00	CM	2020	
	\$100,000.00	\$100,000.00	\$100,000.00	CM	2021	
	\$100,000.00	\$100,000.00	\$100,000.00	CM	2022	
	\$100,000.00	\$100,000.00	\$100,000.00	CM	2019	
	\$100,000.00	\$100,000.00	\$100,000.00	CM	2020	
	\$100,000.00	\$100,000.00	\$100,000.00	CM	2021	
	\$100,000.00	\$100,000.00	\$100,000.00	CM	2022	
	\$100,000.00	\$100,000.00	\$100,000.00	CM	2019	
	\$100,000.00	\$100,000.00	\$100,000.00	CM	2020	
	\$100,000.00	\$100,000.00	\$100,000.00	CM	2021	
	\$100,000.00	\$100,000.00	\$100,000.00	CM	2022	
	\$4,600,000.00	\$5,060,000.00	\$5,060,000.00	CM	2019	
	\$4,600,000.00	\$5,060,000.00	\$5,060,000.00	CM	2020	
	\$4,600,000.00	\$5,060,000.00	\$5,060,000.00	CM	2021	
	\$4,600,000.00	\$5,060,000.00	\$5,060,000.00	CM	2022	

DOTD Annual Line Items

Total Cost	\$20,400,000.00	\$22,240,000.00	\$22,240,000.00			
-------------------	------------------------	------------------------	------------------------	--	--	--

Project: L.000094 URBAN TRANSIT(INCL TRANSFER TO AGENCIES)

Route: Cntrl Section: -
 Urbanized Area: LINE ITEMS
 Beg. Log Mile: 0.00
 End Log Mile: 0.00
 Parish: Off-System Road:

Status		Type Improvement			Work Type	
					URBAN SYSTEMS,	
Project Phase	Project Cost	Tot Cost(w/CE&I+IDC)	Federal Share	Fund	Year	Sponsor
Design (Engineering)	\$50,000.00	\$50,000.00	\$50,000.00	STPFLEX	2019	
Construction	\$2,100,000.00	\$2,100,000.00	\$2,100,000.00	TAP>200K	2019	
	\$50,000.00	\$50,000.00	\$50,000.00	STPFLEX	2020	
	\$50,000.00	\$50,000.00	\$50,000.00	STPFLEX	2021	
	\$50,000.00	\$50,000.00	\$50,000.00	STPFLEX	2022	
	\$2,000,000.00	\$2,200,000.00	\$2,200,000.00	CM	2019	
	\$500,000.00	\$550,000.00	\$550,000.00	FC DISCR	2019	
	\$1,000,000.00	\$1,100,000.00	\$1,100,000.00	STP<200K	2019	
	\$1,000,000.00	\$1,100,000.00	\$1,100,000.00	STP>200K	2019	
	\$16,000,000.00	\$17,600,000.00	\$17,600,000.00	STPFLEX	2019	
	\$2,000,000.00	\$2,200,000.00	\$2,200,000.00	CM	2020	
	\$500,000.00	\$550,000.00	\$550,000.00	FC DISCR	2020	
	\$1,000,000.00	\$1,100,000.00	\$1,100,000.00	STP<200K	2020	
	\$1,000,000.00	\$1,100,000.00	\$1,100,000.00	STP>200K	2020	
	\$1,000,000.00	\$1,100,000.00	\$1,100,000.00	STPFLEX	2020	
	\$2,000,000.00	\$2,200,000.00	\$2,200,000.00	CM	2021	
	\$500,000.00	\$550,000.00	\$550,000.00	FC DISCR	2021	
	\$1,000,000.00	\$1,100,000.00	\$1,100,000.00	STP<200K	2021	
	\$1,000,000.00	\$1,100,000.00	\$1,100,000.00	STP>200K	2021	
	\$1,000,000.00	\$1,100,000.00	\$1,100,000.00	STPFLEX	2021	
	\$2,000,000.00	\$2,200,000.00	\$2,200,000.00	CM	2022	
	\$500,000.00	\$550,000.00	\$550,000.00	FC DISCR	2022	
	\$1,000,000.00	\$1,100,000.00	\$1,100,000.00	STP<200K	2022	
	\$1,000,000.00	\$1,100,000.00	\$1,100,000.00	STP>200K	2022	
	\$1,000,000.00	\$1,100,000.00	\$1,100,000.00	STPFLEX	2022	
Total Cost	\$39,300,000.00	\$43,000,000.00	\$43,000,000.00			

DOTD Annual Line Items

Project: L.000095 SPECIAL RULE-AREAS 5K OR LESS POPULATION

Route: Cntrl Section: -

Urbanized Area: LINE ITEMS

Beg. Log Mile:

0.00

End Log Mile:

0.00

Parish: Off-System Road:

Project Phase	Project Cost	Tot Cost(w/CE&I+IDC)	Federal Share	Fund	Year	Sponsor
Environmental Right of Way	\$100,000.00	\$100,000.00	\$80,000.00	STP<5K	2019	
Utility Relocation	\$100,000.00	\$100,000.00	\$80,000.00	STP<5K	2020	
Design (Engineering)	\$100,000.00	\$100,000.00	\$80,000.00	STP<5K	2021	
Construction	\$100,000.00	\$100,000.00	\$80,000.00	STP<5K	2022	
	\$100,000.00	\$100,000.00	\$80,000.00	STP<5K	2019	
	\$100,000.00	\$100,000.00	\$80,000.00	STP<5K	2020	
	\$100,000.00	\$100,000.00	\$80,000.00	STP<5K	2021	
	\$100,000.00	\$100,000.00	\$80,000.00	STP<5K	2022	
	\$100,000.00	\$100,000.00	\$80,000.00	STP<5K	2019	
	\$100,000.00	\$100,000.00	\$80,000.00	STP<5K	2020	
	\$100,000.00	\$100,000.00	\$80,000.00	STP<5K	2021	
	\$100,000.00	\$100,000.00	\$80,000.00	STP<5K	2022	
	\$100,000.00	\$100,000.00	\$80,000.00	STP<5K	2019	
	\$100,000.00	\$100,000.00	\$80,000.00	STP<5K	2020	
	\$100,000.00	\$100,000.00	\$80,000.00	STP<5K	2021	
	\$100,000.00	\$100,000.00	\$80,000.00	STP<5K	2022	
	\$4,175,000.00	\$4,592,500.00	\$3,674,000.00	STP<5K	2019	
	\$4,175,000.00	\$4,592,500.00	\$3,674,000.00	STP<5K	2020	
	\$1,000,000.00	\$1,100,000.00	\$880,000.00	STPFLEX	2020	
	\$4,175,000.00	\$4,592,500.00	\$3,674,000.00	STP<5K	2021	
	\$4,175,000.00	\$4,592,500.00	\$3,674,000.00	STP<5K	2022	
Total Cost	\$19,300,000.00	\$21,070,000.00	\$16,856,000.00			

DOTD Annual Line Items

Project: L.000096 FERRY BOAT MECH/ELECT/DISCR PROGRAMS

Route: Cntrl Section: -

Urbanized Area: LINE ITEMS

Beg. Log Mile:

0.00

End Log Mile:

0.00

Parish: Off-System Road:

Project Phase	Project Cost	Tot Cost(w/CE&I+IDC)	Federal Share	Fund	Year	Sponsor
Design (Engineering)	\$10,000.00	\$10,000.00	\$8,000.00	FB DISCR	2019	
Construction	\$10,000.00	\$10,000.00	\$0.00	STCASH	2019	
	\$10,000.00	\$10,000.00	\$8,000.00	STPFLEX	2019	
	\$10,000.00	\$10,000.00	\$8,000.00	FB DISCR	2020	
	\$10,000.00	\$10,000.00	\$0.00	STCASH	2020	
	\$10,000.00	\$10,000.00	\$8,000.00	STPFLEX	2020	
	\$10,000.00	\$10,000.00	\$8,000.00	FB DISCR	2021	
	\$10,000.00	\$10,000.00	\$0.00	STCASH	2021	
	\$10,000.00	\$10,000.00	\$8,000.00	STPFLEX	2021	
	\$10,000.00	\$10,000.00	\$8,000.00	FB DISCR	2022	
	\$10,000.00	\$10,000.00	\$0.00	STCASH	2022	
	\$10,000.00	\$10,000.00	\$8,000.00	STPFLEX	2022	
	\$1,200,000.00	\$1,320,000.00	\$1,056,000.00	FB DISCR	2019	
	\$1,000,000.00	\$1,100,000.00	\$0.00	STCASH	2019	
	\$2,000,000.00	\$2,200,000.00	\$1,760,000.00	STPFLEX	2019	
	\$2,200,000.00	\$2,420,000.00	\$1,936,000.00	FB DISCR	2020	
	\$1,000,000.00	\$1,100,000.00	\$0.00	STCASH	2020	
	\$1,000,000.00	\$1,100,000.00	\$880,000.00	STPFLEX	2020	
	\$1,200,000.00	\$1,320,000.00	\$1,056,000.00	FB DISCR	2021	
	\$1,000,000.00	\$1,100,000.00	\$0.00	STCASH	2021	
	\$2,000,000.00	\$2,200,000.00	\$1,760,000.00	STPFLEX	2021	
	\$1,200,000.00	\$1,320,000.00	\$1,056,000.00	FB DISCR	2022	
	\$1,000,000.00	\$1,100,000.00	\$0.00	STCASH	2022	
	\$2,000,000.00	\$2,200,000.00	\$1,760,000.00	STPFLEX	2022	
Total Cost	\$16,920,000.00	\$18,600,000.00	\$11,328,000.00			

Tangipahoa Parish Tier II Projects (FFY 2023-2032) Illustrative Projects

FFY	Project Number	Project Description	Sponsor	Total Cost	Total Contingency	Federal Total
23	H.012996	LA 10: I-55 COA to US 51	DOTD	\$ 128,000	\$ 140,800	\$ 112,640
23	H.013163	Wadesboro Road Over Unnamed Creek	Parish	\$ 317,000	\$ 348,700	\$ 278,960
23	H.013372	LA 22: Pine St. Corridor Impr.- Ponchatoula	Ponchatoula	\$ 1,742,000	\$ 1,916,200	\$ 1,532,960
24	H.012071	US 51: Yellow Water River Bridge	DOTD	\$ 2,017,000	\$ 2,218,700	\$ 1,774,960
25	H.007598	Amite LA 16: Pedestrian Project- Phase 1	Amite	\$ 302,000	\$ 332,200	\$ 265,760
25	H.011856	LA 22: Fifth St. - Wayne St., SW	Ponchatoula	\$ 300,000	\$ 330,000	\$ 264,000
25	H.011858	Hammond: JW Davis & CM Fagan SW	Hammond	\$ 570,000	\$ 627,000	\$ 501,600
Tier II	H.008399	US 51 Business (LA 22 - Club Deluxe Rd.)	DOTD	\$ 58,000,000	\$ 63,800,000	\$ 51,040,000
Tier II	H.008915	LA 3234 Ext from LA 1065 - Hammond Airport	DOTD	\$ 27,500,000	\$ 30,250,000	\$ 24,200,000
Tier II	H.011401	US 51: W. Univ. Ave. to I-55 Corridor Study (Hammond)	DOTD	\$ 372,000	\$ 372,000	\$ 372,000
Tier II	H.011402	US 51 Bus. I-12 to Coleman Corridor Study (Hammond)	DOTD	\$ 289,000	\$ 289,000	\$ 289,000
Tier II	H.011618	LA 22 Corridor Study: Rou Mar NEI to 1st St. (Ponchatoula)	DOTD	\$ 320,000	\$ 352,000	\$ 281,600
Tier II		Range Rd. at Old Covington Hwy	Parish	\$ 2,500,000	\$ 2,500,000	\$ 2,500,000
Tier II		US 51 (Yellow Water Creek to LA 1064)	DOTD	\$ 3,000,000	\$ 3,300,000	\$ 2,640,000
Tier II		US 51 @ LA442 (Tickfaw)	DOTD	\$ 4,000,000	\$ 4,400,000	\$ 3,520,000
			Total:	\$101,357,000	\$ 111,176,600	\$ 89,573,480

Transportation Improvement Program - Transit Element - TIER II (2023-2032)

Project	Cost (\$1000s)	Section 5307	Section 5311	Total Federal	Total Local
Operating Expenses - Urban Program	\$ 11,362.20	\$ 5,681.10		\$ 5,681.10	\$ 5,681.10
Operating Expenses - Rural Program	\$ 5,560.00		\$ 2,780.00	\$ 2,780.00	\$ 2,780.00
Preventive Maintenance	\$ 625.00	\$ 500.00		\$ 500.00	\$ 125.00
Capital Investments	\$ 1,562.30	\$ 1,250.00		\$ 1,250.00	\$ 312.30
TOTAL TIER 2	\$19,109.5	\$7,431.1	\$2,780.0	\$10,211.1	\$8,898.4

